

**2003 Kentucky High School Athletic Association
Boys' Sweet 16 State Basketball Tournament
March 19-22
Rupp Arena Lexington**

TOURNAMENT HEADQUARTERS

The KHSAA Tournament Headquarters is located in the Atlanta-Chicago Room at the Hyatt Regency Hotel in Lexington (Use front entrance of the hotel; go up stairs and to the right). You may call the headquarters at (859)253-1234.

MEDIA CREDENTIALS

Credentials to the 2003 Boys' State Basketball Tournament are non-transferable. Credentials are issued in the person's name in which it was granted (photo identification required) and is valid for one day only. Media members will individually sign in at the Media Will Call entrance of Rupp Arena each day. **CREDENTIALS MUST BE WORN AT ALL TIMES.** Please notify tournament headquarters or a member of the tournament staff if there is a name change in a credential request.

CREDENTIAL PICK-UP

Credential distribution will be as follows

Wed., March 19

Media Will Call Pass Gate - 9 a.m. to 2:30 p.m. (ET); Media Will Call Pass Gate - 5 p.m. to 9 p.m. (ET)

Thurs., March 20

Media Will Call Pass Gate - 9 a.m. to 2:30 p.m. (ET); Media Will Call Pass Gate - 5 p.m. to 9 p.m. (ET)

Fri., March 21

Media Will Call Pass Gate - 9 a.m. to 2:30 p.m. (ET); Media Will Call Pass Gate - 5 p.m. to 9 p.m. (ET)

Sat., March 22

Media Will Call Pass Gate - 8 a.m. to 1 p.m. (ET); Media Will Call Pass Gate - 6 p.m. until 9 p.m. (ET)

PRESS ROW - PHOTO PASSES

Press Row and the scorer's tables, as well as areas marked for photographers and videographers are reserved for working media only. Do not sit in seats which are designated for other outlets. Reserved press row seating charts are posted throughout floor level for your reference.

ABSOLUTELY no cheering, coaching or clapping (or contesting officials' calls) will be permitted in working media areas. Those members violating this policy will lose all press row privileges.

Media Credentials are non-transferable. Media members allowing children, students, acquaintances, participating coaches or nonworking media members to utilize these passes will lose all media privileges to cover KHSAA events in the future.

PHOTO GUIDELINES

All still photographers/videographers must utilize the marked areas in the end zones and the sideline adjacent to press row from the bottom of the foul circle to the baseline. Photographers/videographers must stay seated on the floor. Please stay off the playing floor during timeouts. Team bench areas are off limits at all times.

No tripods are allowed to be used in the arena during the games. Any use must be approved by Butch Cope, KHSAA Director of Promotions and Media Relations. Anyone wishing to attach a camera to the goal post **MUST** have prior approval from the KHSAA and the Lexington Center.

No "flash" cameras may be used on floor level.

Television "live shots" are to be conducted prior to or at the conclusion of each session. **ABSOLUTELY NO MERCURY LIGHTS ARE TO BE POINTED IN THE DIRECTION OF THE PLAYING FLOOR FROM ANYWHERE WITHIN THE ARENA WHILE PLAY IS IN PROGRESS.**

INTERVIEWS

Locker rooms and the back hallway are closed to the media during the tournament. Following a brief cooling off period after each game -- five minutes -- the winning coach and selected players will be escorted to the interview

area. Exit the arena under Sections 25-26 and turn to the right. The losing coach and players will follow. TV stations wishing to do one-on-one interviews will be afforded the opportunity AFTER the coaches/players visit the interview room. These should take place outside the player/coach entrance to the interview area.

ABSOLUTELY no interviews, especially radio, are to be conducted on the floor immediately following the conclusion of the game. All coaches/athletes MUST report to the interview area prior to doing any post game radio/tv interviews.

WEEKLY PAPERS

Due to space limitations, weekly papers are asked to rotate seating during games involving teams from their coverage area. A reserved press row seat for the entire tournament is not available to weekly media outlets. Four seats on press row will be marked "Weekly Papers". You may sit in these seats during your game, but to accommodate others, we ask that you return to the auxiliary seating in the upper press row (Front row in front of Sections 230-231-232) following the game.

NON-ORIGINATING RADIO

Radio stations that are not originating a broadcast of the tournament are to utilize auxiliary press seating (upper press row) as marked located in front of Sections 230-231-232. If those areas are full, seating is available in Section 212. There are no reserved seats for non-originating radio stations on press row.

PARKING

The Kentucky High School Athletic Association does not provide media parking for the tournament. Media parking passes may be purchased through the Rupp Arena box office at a reduced rate.

RESULTS

Results including box score and play-by-play from each game will be available in the media work room. Results will also be available via the KHSAA internet site (www.khsaa.org).

MEDIA WORKROOM/HOSPITALITY

The media workroom is located next to the interview area. Courtesy phone lines are available to transmit. Exit the floor level under Sections 25-26 and turn to the right.

At sign-in, media members will be issued a hospitality meal card. This pass is good for the pre-game meal served one hour prior to tip-off of the first game of each session. Please keep the card for the entire tournament. Your media credential will admit you to the general hospitality (cokes, chips, etc.) room which will be open throughout the tournament.

HOMETEAM

The team listed at the top of the bracket will be the home team and use the bench on the right hand side facing the scorer's table. Those teams will wear their white or light-colored jerseys.

HALFTIME

Halftime will be 15 minutes for all games. There will be a minimum of 25 minutes in between games.

PROGRAMS SALES

The official 86th Boys' State Basketball Tournament souvenir program is on sale throughout Rupp Arena for \$4. The program includes roster information as well as state and tournament records. Programs may also be ordered by mail (\$8, includes postage/handling) or through the KHSAA internet site (www.khsaa.org). To order by mail, send a check or money order, payable to KHSAA to, 2280 Executive Drive, Lexington, KY, 40505.

VIDEO SALES

Only the championship game will be available on VHS tape for purchase. Each tape will be \$18.95 and includes shipping and handling. Contact Marilyn Mitchell at the KHSAA to purchase a copy of this year's State Championship game.

OFFICIALS

A listing of this year's officials can be found on page 35 of the official tournament program.

NATIONAL ANTHEM

Following is a schedule of those who will be singing the national anthem throughout the tournament.

Wednesday, March 19

Session 1 – Megan Goble; Session 2 – Shellee Loze

Thursday, March 20

Session 3 – David Jones; Session 4 – Kathryn Blair

Friday, March 21

Session 5 – Rachel Witt; Session 6 – Billie Johnson

Saturday, March 22

Session 7 – Meade County Madrigals; Session 8 – Breckinridge County

PRESENTATIONS

Following is a schedule of presentations at this time to be made during the tournament.

Session 5

Friday Afternoon -

The Kentucky Association of Basketball Coaches will be recognizing this year's regional player and coach of the year recipients. In addition the KABC will be recognizing this year's "Court of Honor" class. The court of honor individuals will be taken to the media interview room following the presentation for any interviews.

Friday Evening -

- KAPOs Tournament Cheerleading Awards

DAWAHARES/KHSAA HALL OF FAME

Twelve former athletes, coaches and/or administrators/ contributors made up the 16th class inducted into the Dawahares/KHSAA Hall of Fame. The individuals were honored with an induction ceremony banquet Tuesday night at the Hyatt Regency in Lexington.

The 12 inductees are listed on page 33 of the tournament program.

GIRLS' TOURNAMENT NEXT WEEK

The Houchens Industries/KHSAA Girls' State Basketball Tournament gets underway next week, March 26-29, at E.A. Diddle Arena on the campus of Western Kentucky University. Tickets may be purchased at the gate. Diddle Arena in Bowling Green has been selected to host the 2003-06 state tournaments with Houchens Industries set to serve as title partner with the event during that time.

FUTURE STATE BASKETBALL TOURNAMENT DATES

2004 - Boys - March 17-20, Lexington; Girls - March 24-27, Bowling Green

2005 - Boys - March 16-19, Lexington; Girls - March 23-26, Bowling Green

2006 - Boys - March 15-18, Lexington; Girls - March 22-25, Bowling Green

2003 KENTUCKY HIGH SCHOOL ATHLETIC ASSOCIATION BOYS' SWEET SIXTEEN® STATE BASKETBALL TOURNAMENT

March 19-22 • Rupp Arena • Lexington

(All-Times Eastern & Local To Site – Top Team In Bracket Will Be The Home Team)

Oldham County (25-6)

Wed., March 19
12:00 p.m.

Powell County (25-5)

Fri., March 21
12:00 p.m.

St. Henry (30-4)

Wed., March 19
1:30 p.m.

Mason County (30-2)

Sat., March 22
10 a.m.

North Hardin (25-7)

Wed., March 19
6:30 p.m.

Hopkinsville (31-2)

Fri., March 21
1:30 p.m.

Daviess County (26-6)

Wed., March 19
8:00 p.m.

Cumberland (16-13)

Sat., March 22
8 p.m. (ET)
(Subject to Change)

Iroquois (25-8)

Thurs., March 20
12:00 p.m.

Henry Clay (26-4)

Fri., March 21
6:30 p.m.

Calloway County (19-11)

Thurs., March 20
1:30 p.m.

Warren Central (25-3)

Sat., March 22
11:30 a.m.

South Laurel (27-5)

Thurs., March 20
6:30 p.m.
Rose Hill (26-8)

Fri., March 21
8:00 p.m.

Ballard (24-7)

Thurs., March 20
8:00 p.m.

Shelby Valley (21-9)



BOYS

2003
State Champion



IT'S SHOWTIME!

Wed., March 19 • Session 1 - Game 1 • 12 p.m. (ET)

Region 8 - Oldham County Colonels (25-6)

Head Coach: Gary Forrest

Season Results

Opponent	W/L	Score
Ryle	W	49-42
Fort Knox	W	68-59
Nelson Co.	W	66-44
North Bullitt	W	79-62
Fern Creek	L	44-60
Franklin-Simpson	W	79-58
Owen Co.	W	55-48
Shelby Valley	L	53-55
Pulaski SW	W	61-51
Greenup Co.	W	78-56
Garrard Co.	L	49-51
South Oldham	W	60-57
Gallatin Co.	W	70-55
Western Hills	W	74-54
Trimble Co.	W	96-56
North Bullitt	W	62-56
Anderson Co.	W	68-63
Bullitt East	W	68-43
Iroquois	L	59-63
Carroll Co.	W	73-40
Shelby Co.	L	61-65
Franklin Co.	W	46-39
Henry Co.	W	81-48
Grant Co.	W	78-62
Bethlehem	W	73-72
Meade Co.	L	57-63
*Trimble Co.	W	73-36
*South Oldham	W	69-45
#Walton-Verona	W	73-51
#Bullitt East	W	62-55
#Grant Co.	W	58-50

* - District Game
- Region Game

No.	Name	Ht.	Wt.	Pos.	Yr.
10	Brandon Berry	5-11	165	G	Jr.
11	John McCarthy	6-0	170	G	So.
13	Ryan Beaumont	5-11	150	G	So.
15	Jarriot Huddleston	5-10	160	G	Sr.
20	Brandon Gathof	6-2	190	F	Jr.
21	Ryan Phillips	6-2	170	F	So.
22	Stewart Barnard	6-0	150	G	Fr.
23	Bryan Smith	6-0	150	G	So.
31	Christian McCarthy	6-1	170	G	Sr.
32	Adam Bird	6-0	165	F	Sr.
33	Joel Gastright	6-2	175	G	Sr.
34	Matt Jacobson	6-5	195	G	Sr.
42	Brock Neal	6-4	195	F	Sr.
45	Max Kuiper	6-7	195	C	Jr.
50	Chris McIntosh	6-8	210	C	So.

Probable Starters:		Pos.	Rpg.	Ppg.
11	John McCarthy	G	2	7
42	Brock Neal	F	7	15
45	Max Kuiper	C	7	9
15	Jarriott Huddleston	G	2	8
34	Matt Jacobson	G	8	17

Off the Bench:

10	Brandon Berry	G	1	4
21	Ryan Phillips	F	2	2
20	Brandon Gathof	F	3	4

Quoting Coach Forrest -

"This is our third 8th Region title in a row. Our team is one of the state's leaders in points allowed and in the top ten in the state in scoring differential."

"Senior Matt Jacobson was the Regional Tournament MVP. Brock Neal and Max Kuiper were name to the Regional All-Tournament Team."

Region 14 - Powell County Pirates (25-5)

Head Coach: Greg Coldiron

No.	Name	Ht.	Wt.	Pos.	Yr.
1	Jeremy Jones	6-1	180	G	Sr.
11	Micah Drake	6-1	175	G	Sr.
12	Kyle Strange	5-11	160	G	So.
21	Craig Friel	6-2	170	F	So.
22	Ryan Stewart	6-3	195	F	So.
23	Jermaine Martin	5-11	180	G	So.
24	Jon Brewer	6-2	180	G	Sr.
32	Landers Crowe	6-4	195	F	Fr.
34	James Goodwin	6-3	175	F	So.
35	Dwayne Hatton	6-3	195	F	Sr.
42	Shawn Cox	6-7	210	C	Jr.
44	Dexter Anderson	6-2	205	C	Jr.
45	Jarod Baker	6-5	215	C	Jr.
52	Stanley Tipton	6-5	210	C	So.
54	Jordan Baker	6-3	215	C	So.

Probable Starters:		Pos.	Rpg.	Ppg.
1	Jeremy Jones	G	4.4	22.6
11	Micah Drake	G	2.6	7.3
22	Ryan Stewart	F	6.0	3.1
24	Jon Brewer	G	8.0	12.4
35	Dwayne Hatton	F	8.0	14.1

Off the Bench:

23	Jermaine Martin	G	2.7	3.6
34	James Goodwin	F	2.1	3.2
45	Jarod Baker	C	5.5	1.9

Quoting Coach Coldiron -

"Powell County has not been to State since 1974. We have four outstanding seniors that helped us get here."

"Those four seniors - Jeremy Jones, Dwayne Hatton, Micah Drake, Jon Brewer - help our team average 77.0 points per game. We must play good solid half court defense and must shoot well to have a chance at winning."

Season Results

Opponent	W/L	Score
Hazard	W	72-67
Madison Southern	W	95-75
Boyle Co.	L	61-91
Larue Co.	L	55-67
Lee Co.	W	92-63
Casey Co.	W	74-52
Oneida Baptist	W	85-52
Franklin Co.	W	84-60
Johnson Central	W	89-88
Edmonson Co.	W	97-85
Clay Co.	W	69-63
Owsley Co.	W	72-47
George Clark	W	75-72
Wolfe Co.	W	88-69
Buckhorn	W	101-33
Lee Co.	W	78-68
Perry Co. Central	W	83-76
Bryan Station	L	60-74
Breathitt Co.	L	68-80
Montgomery Co.	W	70-57
Owsley Co.	L	54-61
Harrison Co.	W	63-56
Wolfe Co.	W	82-63
Prestonsburg	W	79-71
Estill Co.	W	89-62
*Lee Co.	W	70-59
*Owsley Co.	W	65-60
#Letcher	W	91-72
#Breathitt Co.	W	75-74
#Perry Co. Central	W	64-58

* - District Game
- Region Game

Region 8: Oldham County Colonels (25-6)
Head Coach: Gary Forrest
OLDHAM COUNTY ONLY SUPPLIED STATS THROUGH 28 GAMES

No.	Player	GP	Total FGM	Total FGA	Total FG%	3FGM Only	3FGA Only	3FG% Only	FTM	FTA	FT%	A	S	B	Total REB	REB AVG.	Total PTS.	PTS. AVG.
10	Brandon Berry	29	16	33	48.5	10	28	35.7	12	18	66.7	19	13	3	21	1	74	2.8
11	John McCarthy	29	30	65	47	34	79	43	32	42	76.2	22	35	1	54	2	184	7
13	Ryan Beaumont	22	16	30	53.3	1	5	20	14	22	63.6	17	13	1	20	0.8	50	2
15	Jarriott Huddleston	31	72	129	55.8	6	12	50	37	48	72	55	61	7	61	2.1	206	7.3
20	Brandon Gathof	30	46	110	41.8	1	3	33	22	44	50	15	13	2	73	2.7	115	4.2
21	Ryan Phillips	22	10	23	43.5	8	14	57.1	13	18	72.2	11	22	2	24	2	57	2.8
31	Christian McCarthy	15	8	20	42	1	2	50	5	6	83.3	8	5	0	13	0.5	25	1
32	Adam Bird	17	9	22	38	0	0	0	4	7	60	10	11	1	20	0.8	24	1
33	Joel Gastright	20	45	99	45	15	53	28.3	15	19	78.9	17	22	0	38	2.2	90	5.5
34	Matt Jacobson	30	146	277	52.7	27	85	31.8	105	155	67.7	55	54	14	161	5.9	478	18
42	Brock Neal	31	144	242	59.5	0	0	0	47	73	64.4	24	33	30	154	5.5	335	12
45	Max Kuiper	31	91	155	58.7	0	0	0	35	52	67.3	13	23	40	151	5.3	217	8
	TEAM TOTALS	31	597	1145	52.1	103	283	36	344	515	66.8	235	288	101	784	28	1847	66
	OPP. TOTALS	31	408	870	46.9	125	416	30	300	443	67.7	169	189	85	556	20	1491	53.3

Region 14: Powell County Pirates (25-5)
Head Coach: Gary Coldiron

No.	Player	GP	Total FGM	Total FGA	Total FG%	3FGM Only	3FGA Only	3FG% Only	FTM	FTA	FT%	A	S	B	Total REB	REB AVG.	Total PTS.	PTS. AVG.
1	Jeremy Jones	29	210	420	50.0	28	86	32.0	153	195	78.0	58	65		130	4.4	601	22.6
11	Micah Drake	30	52	127	41.0	13	42	30.0	103	122	84.0	90	71		78	2.6	220	7.3
12	Kyle Strange	11	42	87	48.0	14	31	45.0	18	26	69.0	22	13		12	1.1	116	10.5
21	Craig Friel	8	2	8	25.0	0	2	0	0	4	0	7	9		8	1	4	0.5
22	Ryan Stewart	30	39	97	40.0	0	0	0	16	43	37.0	31	52		180	6	94	3.1
23	Jermaine Martin	28	30	79	38.0	10	28	35.0	32	39	82.0	42	41		78	2.7	102	3.6
24	Jon Brewer	30	137	272	50.0	44	131	33.0	50	77	65.0	48	75		90	3	324	12.4
32	Landen Crowe	10	7	15	46.0	2	3	67.0	8	13	67.0	7	4		20	2	28	2.8
34	James Goodwin	29	31	57	54.0	0	0	0	33	47	70.0	19	26		60	2.1	95	3.2
35	Dwayne Hatton	30	133	344	39.0	47	120	39.0	110	150	73.0	35	52		240	8	423	14.1
42	Shawn Cox	6	6	9	67.0	0	0	0	0	3	0	0	0		12	2	12	2
44	Dexter Anderson	9	7	16	43.0	1	2	50.0	7	12	58.0	9	8		10	1.1	24	2.6
45	Jarod Baker	7	7	28	25.0	0	0	0	5	10	50.0	8	4		39	5.5	19	1.9
52	Stanley Tipton	7	4	7	57.0	0	0	0	1	3	33.0	0	0		2	28	9	1.2
54	Jordan Baker	6	1	1	100.0	1	2	50.0	6	2	0	0	0		3	5	5	0.8
	TEAM TOTALS	30	708	1,567	45	160	447	35	536	746	72	376	414		962	32.0	2,300	76.6
	OPP. TOTALS																	

GP-Games Played; FGM-Field Goals Made; FGA-Field Goals Attempted; 3FGM-Three Point Field Goals Made; 3FGA-Three Point Field Goals Attempted; 3FG%-Three Point Field Goal Percentage; FTM-Free Throws Made; FTA-Free Throw Attempted; A-Assists; S-Steals; B-Blocks; REB-Rebounds; PTS-Points.
(Opponent totals were not received.)

Wed., March 19 • Session 1 - Game 2 • 1:30 p.m. (ET)

Region 9 - St. Henry Crusaders (30-4)

Head Coach: Dave Faust

Season Results	No.	Name	Ht.	Wt.	Pos.	Yr.
Opponent	3	Marc Hukle	5-10		G	Sr.
Scott	4	Chris Noetzel	5-11		G	Jr.
Cincinnati Elder, OH	5	Sam Lageman	6-1		F/G	So.
Newport	10	Marcus Griffin	5-10		G	So.
Shawnee	11	Ross Czarnik	6-1		F-G	Sr.
Atherton	12	Travis Goetz	5-10		G	So.
Henry Clay	13	Matt Fabiani	5-10		G	Sr.
Woodford Co.	14	Joe Spare	5-10		G	Sr.
Newport Cent. Cath.	15	Steve Cantrall	5-10		F	Jr.
DeSales	21	T.J. Felthaus	5-10		F-G	Jr.
Boone Co.	23	Matt Otte	6-4		F-G	Sr.
Highlands	30	Micahel Schmidt	6-3		C	Sr.
Conner	32	Chris Cook	6-5		C	So.
Covington Catholic	34	Todd Vieth	6-4		F-G	Sr.
Ryle						
Dixie Heights						
Newport Cent. Cath.						
Holy Cross (Cov.)						
Ludlow						
Beechwood						
Trinity (Whitesville)						
Mayfield						
Frankfort						
Rose Hill Christian						
Simon Kenton						
Holy Cross (Cov.)						
Lloyd Memorial						
Bishop Brossart						
Holmes						
*Heritage Academy						
*Ryle						
*Simon Kenton						
#Scott						
#Holmes						
#Simon Kenton						

Probable Starters:	Pos.	Rpg.	Ppg.
11 Ross Czarnik	F-G	3.9	5.4
13 Matt Fabiani	G	2.6	9.2
23 Matt Otte	F-G	11.8	5.9
30 Michael Schmidt	C	12.5	6.1
34 Todd Vieth	F-G	14.9	7.5

Off the Bench:	Pos.	Rpg.	Ppg.
3 Marc Hukle	G	2.0	2.9
4 Chris Noetzel	G	0.7	0.9
5 Sam Lageman	F/G	1.9	4.8

Quoting Coach Faust -

We have four players that are close to averaging double digits. We hope to hold opponents under 50 points."

* - District Game
- Region Game

Region 10 - Mason County Royals (30-2)

Head Coach: Kelly Wells

Season Results	No.	Name	Ht.	Wt.	Pos.	Yr.
Opponent	3	Zach Harrison	5-10	160	G	So.
St. Patrick	4	Chris Lofton	6-3	185	G	Jr.
Bourbon Co.	5	Robert White	5-9	140	G	Sr.
Eastern	10	Chris Schumacher	6-2	185	G	So.
North Hardin	11	Seth Vice	5-11	160	G	Sr.
Miami Senior, FL	15	Andrew Tibbs	5-11	160	G	So.
Apollo	20	Casey Pfeffer	6-0	170	G	So.
University Heights	21	Derek Gilbert	6-3	210	F/C	Sr.
Highlands	22	Wesley Jones	6-1	165	G	So.
Trinity (Louisville)	23	Nathan Myrick	6-0	165	G	Sr.
Lexington Catholic	32	Tyler Murray	6-0	165	F	Sr.
Ashland Blazer	33	Dustin Grutza	6-3	185	G	Jr.
Fleming Co.	34	Jarrod Litzinger	6-3	195	F	Jr.
Campbell Co.	42	John Rice	6-1	190	F	Jr.
Montgomery Co.	50	Chris Hopper	6-3	195	C	Jr.
Bishop Brossart						
Paris						
Scott Co.						
Campbell Co.						
Lexington Catholic						
Montgomery JCo.						
Lewis Co.						
Rowan Co.						
Russell						
Bishop Brossart						
George R. Clark						
Harrison Co.						
Pendleton Co.						
*St. Patrick						
*Deming						
*Fleming Co.						
#Montgomery Co.						
#Bourbon Co.						
#George R. Clark						

Probable Starters:	Pos.	Rpg.	Ppg.
4 Chris Lofton	G	5.2	20.5
23 Nathan Myrick	G	3.8	11.4
22 Wesley Jones	G	3.5	12.4
33 Dustin Grutza	G	5.1	13.4

Off the Bench:

11	Seth Vice	G	1.1	3.1
15	Andrew Tibbs	G	1.2	3.3
21	Derek Gilbert	F/C	2.6	3.6

Quoting Coach Wells -

"We have accomplished quite a bit this year, finishing runner-up at the King of the Bluegrass; winning the Fifth Third Bank Holiday Classic, the Prep Classic and the Mason County Invitational."

"A key to our success is our "Blue Swarm" defense. I feel Chris Lofton is the best junior in the state and our team play makes our team what it is."

* - District Game
- Region Game

Region 9: St. Henry Crusaders (30-4)
Head Coach: Dave Faust

No.	Player	GP	Total FGM	Total FGA	Total FG%	3FGM Only	3FGA Only	3FG% Only	FTM	FTA	FT%	A	S	B	Total REB	REB AVG.	Total PTS.	PTS. AVG.
3	Marc Hukle	21	27	59	45.8	1	8	12.5	6	13	46.2	38	16		41	2.0	61	2.9
4	Chris Noetzel	29	8	16	50.0	1	4	25.0	9	26	34.6	17	17		20	0.7	26	0.9
5	Sam Lageman	34	56	131	42.7	22	52	42.3	28	38	73.7	31	17		63	1.9	162	4.8
10	Marcus Griffin	2	1	4	25.0	1	3	33.3	0	2	0.0	0	0		2	1.0	3	1.5
11	Ross Czarnik	34	66	150	44.0	7	31	22.6	43	70	61.4	71	27		131	3.9	182	5.4
12	Travis Goetz	2	0	3	0.0	0	0	0	0	0	0.0	1	0		1	0.5	0	0.0
13	Matt Fabiani	34	106	213	49.8	33	81	40.7	67	87	77.0	237	57		90	2.6	312	9.2
14	Joe Spare	27	13	49	26.5	5	19	26.3	10	10	100.0	8	2		15	0.6	41	1.5
15	Steve Cantrall	21	9	18	50.0	0	3	0	0	0	0.0	1	3		12	0.6	18	0.9
21	T.J. Felthaus	20	5	14	35.7	1	5	20.0	2	4	50.0	2	2		8	0.4	13	0.6
23	Matt Otte	34	153	327	46.8	48	134	35.8	48	68	70.6	57	29		200	5.9	402	11.8
30	Michael Schmidt	33	149	248	60.1	11	28	39.3	104	225	83.2	38	21		202	6.1	413	12.5
32	Chris Cook	14	8	19	42.1	0	0	0.0	5	6	83.3	0	3		17	1.2	21	1.5
34	Todd Veith	34	204	386	52.8	23	63	36.5	74	124	59.7	51	37		256	7.5	505	14.9
	TEAM TOTALS	34	805	1,637	49.2	153	431	35.5	396	573	69.1	551	231		1,058	31.1	2,159	63.5
	OPP. TOTALS	34	631	1,640	38.5	189	599	31.6	245	425	57.1				744	22.8	1,696	49.9

Region 10: Mason County Royals (30-2)
Head Coach: Kelly Wells

No.	Player	GP	Total FGM	Total FGA	Total FG%	3FGM Only	3FGA Only	3FG% Only	FTM	FTA	FT%	A	S	B	Total REB	REB AVG.	Total PTS.	PTS. AVG.
3	Zach Harrison	14	2	10	20.0	1	6	16.7	0	0	0.0	0	1	0	4	0.3	5	0.4
4	Chris Lofton	33	259	445	58.2	90	201	44.8	67	81	82.7	100	88	14	173	5.2	675	20.5
5	Robert White	16	6	19	31.6	1	4	25.0	1	2	50.0	1	1	0	4	0.3	14	0.9
10	Chris Schumacher	17	5	14	35.7	2	11	18.2	1	2	50.0	1	1	0	6	0.4	13	0.8
11	Seth Vice	33	38	109	34.9	22	79	27.8	3	6	50.0	19	20	2	36	1.1	101	3.1
15	Andrew Tibbs	28	39	68	57.4	9	18	50.0	4	6	66.7	7	12	0	34	1.2	91	3.3
20	Casey Pfeffer	13	6	12	50.0	2	6	33.3	1	2	50.0	0	0	0	11	0.9	15	1.2
21	Derek Gilbert	33	42	91	46.2	7	20	35.0	26	38	68.4	21	30	2	86	2.6	117	3.6
22	Wes Jones	33	164	282	58.2	9	30	30.0	72	98	73.5	24	35	1	115	3.5	409	12.4
23	Nathan Myrick	33	153	341	44.9	25	107	23.4	46	90	51.1	70	75	7	125	3.8	377	11.4
32	Tyler Murray	23	9	27	33.3	3	11	27.3	0	2	0.0	2	8	0	10	0.4	21	0.9
33	Dustin Grutza	33	164	334	49.1	47	120	39.2	66	91	72.5	60	70	5	167	5.1	441	13.4
34	Jarrold Litzinger	33	131	234	56.0	27	60	45.0	54	71	76.1	19	49	9	172	5.2	343	10.4
42	John Rice	15	5	10	50.0	0	1	0.0	3	5	60.0	3	2	1	25	1.7	13	0.9
50	Chris Hopper	14	3	7	42.9	0	0	0.0	2	2	100.0	0	0	0	9	0.7	8	0.6
	Jon Dunn	2	1	5	20.0	0	1	0.0	2	3	66.7	0	0	0	0	0.0	4	2.0
	TEAM TOTALS	33	1,027	2,008	51.1	245	675	36.3	348	499	69.7	327	397	41	1,075	32.6	2,647	80.2
	OPP. TOTALS	33	734	1,701	43.2	143	494	28.9	304	465	65.4	142	119	44	1,040	31.5	1,915	58.0

GP-Games Played; FGM-Field Goals Made; FGA-Field Goals Attempted; 3FGM-Three Point Field Goals Made; 3FGA-Three Point Field Goals Attempted; 3FG%-Three Point Field Goal Percentage; FTM-Free Throws Made; FTA-Free Throw Attempted; A-Assists; S-Steals; B-Blocks; REB-Rebounds; PTS-Points.

Wed., March 19 • Session 2 - Game 1 • 6:30 p.m. (ET)

Region 5 - North Hardin Trojans (25-7)

Head Coach: Ron Bevars

Season Results		No.	Name	Ht.	Wt.	Pos.	Yr.
Opponent	W/L Score	3	Calvin Bin	5-9	140	G	So.
John Hardin	W 83-37	4	Steve Moore	5-10	154	G	So.
Elizabethtown	L 79-82	5	Terrence Withers	5-11	140	G	So.
Fort Knox	W 89-70	10	Brandon Bolden	5-11	160	G	So.
Nelson Co.	W 91-62	12	Greg Hampton	5-6	135	G	Sr.
West Jessamine	W 77-71	14	Zach Emdee	6-7	185	F	Sr.
Mason Co.	L 81-95	15	Maurice Sanders	5-10	165	G	Sr.
Granby, VA	W 48-44	21	K.B. Fulks	6-1	170	G	Sr.
Ballard	L 45-60	22	Bryan Bradford	5-10	145	G	Jr.
Tennessee HS, TN	L 43-45	24	Bryce Bradford	5-10	145	G	Jr.
Rimini, Italy	W 65-48	32	Eric Johnson	6-1	175	F	Sr.
Urspring, Germany	L 50-58	33	Freddie Jackson	6-2	205	F	So.
Central Hardin	W 80-55	34	Demetrius Guions	6-5	185	F	Jr.
Adair Co.	W 75-54	35	Andre Woodson	6-6	225	F	Sr.
Meade Co.	W 57-48	53	Cornelius Horne	6-3	180	C	So.
Ballard	W 60-58	55	Reggie Soileau	6-6	185	C	Jr.
Iroquois	L 53-64						
Larue Co.	W 73-34						
John Hardin	W 59-48						
Taylor Co.	W 62-37						
Elizabethtown	W 73-49						
Central Hardin	W 70-32						
Meade Co.	W 82-43						
Doss	W 68-51						
Campbellsville	W 59-49						
Fort Knox	W 70-42						
Butler	W 63-53						
Western	W 56-53						
*Meade Co.	W 53-44						
*Elizabethtown	L 52-58						
#Taylor Co.	W 66-53						
#Washington Co.	W 68-43						
#Elizabethtown	W 62-52						

Probable Starters:

Pos.	Rpg.	Ppg.
12	Greg Hampton	2.3 5.8
15	Maurice Sanders	2.6 12.0
21	K. B. Fulks	3.6 8.1
34	Demetrius Guions	9.0 14.7
35	Andre Woodson	8.1 15.5

Off the Bench:

14	Zach Emdee	1.9 3.7
10	Brandon Bolden	0.5 0.5
55	Reggie Soileau	3.2 4.7

Quoting Coach Bevars -
None provided

* - District Game
- Region Game

Region 2 - Hopkinsville Tigers (31-2)

Head Coach: Terry Hayes

Season Results		No.	Name	Ht.	Wt.	Pos.	Yr.
Opponent	W/L Score	3	Keon Grant	6-3	180	G	Jr.
Lyon Co.	W 105-58	4	Derrick Mosley	5-9	145	G	Fr.
Central	W 73-70	5	Lartavious Banks	5-9	175	G	Sr.
Murray	W 66-49	10	Josh Artis	5-11	170	G	Jr.
University Heights	W 78-57	12	Blaine Lynch	5-9	140	G	Jr.
Male	L 75-85	15	Adam Woodard	6-3	170	G	Jr.
Fairdale	W 86-61	20	Dustin Lopez	5-10	160	G	Sr.
Tates Creek	W 72-69	21	Adam Willis	6-4	185	F	Jr.
West End, AL	L 51-53	22	Brandon Huddleston	5-9	150	G	So.
Obion Central, TN	W 99-89	23	Darin Downs	5-10	155	G	Fr.
Paul Dunbar	W 93-65	31	Josh Ladson	6-0	155	F	Fr.
Lyon Co.	W 101-86	32	Rontreal Braxton	6-3	190	C	Sr.
Paul Dunbar	W 78-53	34	Curtis Pulley	6-4	180	C	So.
Hopkins Co. Central	W 79-71	35	Cody Adams	6-1	150	F	So.
Union Co.	W 97-61	41	Chuck Thomas	6-0	160	F	Fr.
Trigg Co.	W 99-76						
Mad. N. Hopkins	W 99-76						
Henderson Co.	W 76-55						
Fort Campbell	W 98-31						
Caldwell Co.	W 80-50						
Russellville	W 92-49						
Christian Co.	W 76-74						
Fort Campbell	W 96-34						
Allen Co.-Scottsville	W 70-53						
Crittenden Co.	W 83-54						
University Heights	W 71-59						
Logan Co.	W 76-55						
Christian Co.	W 89-62						
Trigg Co.	W 98-74						
*Fort Campbell	W 74-46						
*Christian Co.	W 68-62						
*Webster Co.	W 75-68						
#Trigg Co.	W 94-63						
#Henderson Co.	W 75-57						

Probable Starters:

Pos.	Rpg.	Ppg.
3	Keon Grant	G 5.7 8.9
5	Lartavious Banks	G 2.0 15
10	Josh Artos	G 2.2 7.6
32	Rontreal Braxton	C/F 6.4 20
34	Curtis Pulley	C/F 9.1 15

Off the Bench:

12	Blaine Lynch	G 1.1 2.1
20	Dustin Lopez	G 3.4 9.3
21	Adam Willis	F 4.9 3.9

Quoting Coach Hayes -

"Our 31-2 record is the best in school history as we have won 25 consecutive games."

"We are 'team' oriented. It is a total team effort on offense. One of the keys is us being able to score off of our defense."

* - District Game
- Region Game

Region 5: North Hardin Trojans (25-7)
Head Coach: Ron Bevars

No.	Player	GP	Total FGM	Total FGA	Total FG%	3FGM Only	3FGA Only	3FG% Only	FTM	FTA	FT%	A	S	B	Total REB	REB AVG.	Total PTS.	PTS. AVG.
3	Calvin Bin	12	4	14	28.6	2	6	33.3	2	4	50.0	0	1	1	3	0.3	12	1
5	Terrence Withers	8	3	4	75.0	1	1	100.0	0	2	0	0	1	2	3	0.4	7	0.9
10	Brandon Bolden	25	4	25	16.0	1	18	5.6	3	6	50.0	7	5	0	12	0.5	12	0.5
12	Greg Hampton	32	73	185	39.5	14	46	30.4	27	60	45.0	77	41	4	72	2.3	187	5.8
14	Zach Emdee	29	38	107	35.5	27	83	32.5	5	10	50.0	8	5	13	54	1.9	108	3.7
15	Maurice Sanders	31	115	303	38.0	79	228	34.6	63	77	81.8	50	30	3	79	2.6	372	12.0
21	K.B. Fulks	32	99	184	53.8	9	25	36.0	51	69	73.9	83	45	6	116	3.6	258	8.1
22	Brian Bradford	11	1	5	20.0	0	2	0	0	0	0	2	4	0	2	0.2	2	0.2
24	Bryce Bradford	13	3	14	21.4	1	7	14.3	4	6	66.7	2	5	0	7	0.5	11	0.9
32	Eric Johnson	17	2	10	20.0	0	2	0	0	6	0	0	3	1	9	0.5	4	0.2
33	Freddie Jackson	15	9	23	39.1	0	1	0	8	17	47.1	3	3	0	30	2.0	26	1.7
34	Demetrius Guions	32	178	300	59.3	6	28	21.4	108	153	70.6	56	53	48	288	9.0	470	14.7
35	Andre Woodson	32	207	408	50.7	13	38	34.2	68	104	65.4	89	71	27	260	8.1	495	15.5
53	Cornelius Home	15	6	9	66.7	0	0	0	1	4	25.0	0	2	1	13	0.9	13	0.9
55	Reggie Soileau	29	60	110	54.5	0	2	0	16	22	72.7	5	12	26	94	3.2	136	4.7
	TEAM TOTALS	32	802	1,701	47.1	153	487	31.4	356	540	65.9	382	283	132	1,129	35.3	2,113	66.0
	OPP. TOTALS	32	627	1,668	37.6	129	524	24.6	307	476	64.5	221	207	61	987	30.8	1,690	52.8

Region 2: Hopkinsville Tigers (31-2)
Head Coach: Terry Hayes

No.	Player	GP	Total FGM	Total FGA	Total FG%	3FGM Only	3FGA Only	3FG% Only	FTM	FTA	FT%	A	S	B	Total REB	REB AVG.	Total PTS.	PTS. AVG.
3	Keon Grant	33	106	167	62.0	12	36	31.0	47	65	72.0	108	63	18	189	5.7	295	8.9
4	Derrick Mosley	6	2	1	100.0	0	0	0.0	1	4	25.0	0	0	0	1	1.0	5	0.8
5	Lartavious Banks	29	149	256	57.0	25	36	64.0	64	101	63.0	124	60	0	59	2.0	437	15
10	Josh Artis	33	72	170	41.0	26	77	31.0	32	51	61.0	134	57	0	79	2.2	254	7.6
12	Blaine Lynch	33	23	39	54.0	3	15	13.0	16	21	76.0	16	23	1	38	1.1	71	2.1
15	Adam Woodard	29	23	24	88.0	3	11	18.0	11	18	61.0	9	12	1	38	1.1	66	2.2
20	Dustin Lopez	33	49	115	39.0	62	146	41.0	26	35	74.0	46	52	5	113	3.4	310	9.3
21	Adam Willis	33	39	63	57.0	8	20	35.0	29	43	67.0	20	27	3	162	4.9	131	3.9
22	Brandon Huddleston	7	3	4	25.0	0	0	0.0	0	0	0.0	0	2	0	2	1.0	6	0.8
23	Darrin Downs	6	3	4	25.0	0	1	0.0	2	3	66.0	1	1	0	0	1.0	8	1.3
31	Josh Ladson	5	1	1	100.0	0	0	0.0	0	0	0.0	0	0	0	5	1.0	2	0.4
32	Rontreal Braxton	33	237	320	73.0	25	46	44.0	119	158	75.0	33	67	25	213	6.4	668	20.0
34	Curtis Pulley	33	197	272	71.0	0	6	0.0	105	186	56.0	17	64	26	302	9.1	499	15.0
35	Cody Adams	15	8	11	64.0	1	1	100.0	2	6	33.0	0	0	0	6	1.0	21	1.4
41	Chuck Thomas	5	3	2	50.0	0	0	0.0	1	4	25.0	0	0	0	5	1.0	7	0.7
N/A	Cortez Miller	2	1	1	100.0	0	0	0.0	2	4	50.0	3	0	0	2	1.0	4	2.0
N/A	Kinsley Bell	2	1	1	100.0	0	0	0.0	0	2	0.0	0	5	0	2	1.0	2	1.0
N/A	Jermey Wardell	2	0	0	0.0	0	0	0.0	1	1	100.0	0	0	0	0	1.0	1	0.5
	TEAM TOTALS	33	887	1447	61	171	395	40	458	702	65	511	433	79	1211	36.6	2742	83
	OPP. TOTALS																	

GP-Games Played; FGM-Field Goals Made; FGA-Field Goals Attempted; 3FGM-Three Point Field Goals Made; 3FGA-Three Point Field Goals Attempted; 3FG%-Three Point Field Goal Percentage; FTM-Free Throws Made; FTA-Free Throw Attempted; A-Assists; S-Steals; B-Blocks; REB-Rebounds; PTS-Points. (Opponent totals were not received.)

Wed., March 19 • Session 2 - Game 2 • 8 p.m. (ET)

Region 3 - Daviess County Panthers (26-6)

Head Coach: Curtis Turley

Season Results

Opponent	W/L	Score
Owensboro	W	86-78
McClean Co.	W	79-44
Hancock Co.	W	86-39
Grayson Co.	W	50-46
Holmes	L	51-65
Lincoln Co.	W	75-70
Madison Central	W	67-39
Pulaski Co.	W	70-63
Central Elgin, Canada	W	88-46
Webster Co.	W	87-52
Edmonson Co.	W	92-63
Mad. N. Hopkins	W	92-82
Apollo	L	69-86
Owensboro	W	73-60
PRP	L	52-68
Breckinridge Co.	W	66-52
Union Co.	W	81-47
Owensboro Catholic	W	83-68
Apollo	L	61-83
Butler Co.	W	82-51
Muhlenberg South	W	83-60
Owensboro Catholic	W	58-44
Ohio Co.	W	65-60
Muhlenberg North	L	64-73
Henderso Co.	L	70-77
Webster Co.	W	94-45
Warren East	W	68-50
*Owensboro	W	62-56
*Apollo	W	57-44
#Trinity (Whitesville)	W	78-45
#Butler Co.	W	71-53
#Apollo	W	80-67

* - District Game
- Region Game

No.	Name	Ht.	Wt.	Pos.	Yr.
00	Johnny Worth	6-3	190	C	Jr.
11	John Janes	6-2	157	G	So.
12	Joe Janes	6-2	167	G	So.
14	Blake Wiggins	5-8	155	G	Sr.
22	Matt West	6-4	190	G	Sr.
24	Brandon Jones	6-5	180	F	Sr.
30	Jeff Morris	6-4	176	F	Sr.
32	Cody Barr	6-4	197	C	Jr.
34	John Davis	6-0	202	F	Sr.
40	Austin Byars	6-3	165	F	So.
42	Kyle Alvey	6-2	208	C	Jr.
44	Seth Oldham	6-3	201	C	Jr.

Probable Starters:

	Pos.	Rpg.	Ppg.
34 John Davis	F	3.1	6.6
44 Seth Oldham	C	4.4	10.6
00 Johnny Worth	C/F	8.3	15.3
14 Blake Wiggins	G	2.0	11.7
22 Matt West	G	5.5	16.5

Off the Bench:

30 Jeff Morris	F	2.5	6.6
24 Brandon Jones	F	1.5	3.8
32 Cody Barr	C	2.0	3.6

Quoting Coach Turley -

"This is our school's first trip in 45 years. It is a tremendous accomplishment for our team. A dream come true for a group that has worked extremely hard to prepare for this opportunity."

"We play great team basketball on both ends of floor. Our defense has been super and we are very unselfish on offense."

Region 13 - Cumberland Redskins (16-13)

Head Coach: Bill Scott

No.	Name	Ht.	Wt.	Pos.	Yr.
00	Michael Lawson	5-11	223	G	Jr.
3	Eddie Creech	6-0	175	G	Sr.
4	Matt Haynes	6-4	180	F	Sr.
5	Charles Price	5-10	190	G	Sr.
10	David Frith	5-8	138	G	So.
12	Donald Massey	5-9	180	F	Sr.
13	Ronnie Nolan	5-9	125	G	Fr.
15	Shane Lewis	6-2	150	F	So.
21	Jamal Battle	6-2	150	G	Sr.
23	Brandon Smith	6-0	145	G	Jr.
30	David Maggard	5-10	125	F	Fr.
33	Matt Sturgill	5-8	125	G	Fr.
35	Kevin McIllinguham	6-5	225	C	So.
45	Rodney Sturgill	6-2	197	F	Sr.
55	Chris Maggard	6-3	240	C	Sr.

Probable Starters:

	Pos.	Rpg.	Ppg.
3 Eddie Creech	G	5	14.8
23 Brandon Smith	G	3	11.5
35 Kevin McIlquham	C	5	6.0
45 Rodney Sturgill	F	4	9.2
4 Matt Haynes	F	7	13.3

Off the Bench:

21 Jamal Battle	G	1	5.8
00 Michael Lawson	G	1	2.5
55 Chris Maggard	C	2	3

Quoting Coach Scott -

With continued stong performances from Eddie Creech and Matt Haynes, good offensive execution and shot selection, continued unselfishness we can be successful. Defensively, we must play with good defensive intensity, mixing up defenses to adjust for match-ups. We need a good rebounding and total 110% team effort."

Opponent	W/L	Score
Whitesburg	W	73-60
Middlesboro	L	71-73
Cawood	L	43-59
Harlan	W	88-68
Cawood	L	64-83
Clay Co.	L	51-78
Jenkins	W	73-51
Fleming-Neon	W	72-46
Belfry	W	60-55
Johnson Central	L	64-88
Evarts	W	68-61
Cawood	L	54-62
Bell Co.	L	58-65
Pineville	W	69-64
Corbin	L	64-73
Harlan	L	52-60
Knox Central	L	61-80
Oneida Baptist	L	44-68
Barbourville	W	50-46
Corbin	L	42-72
Evarts	W	72-63
Whitesburg	W	64-63
Pineville	W	63-39
Middlesboro	L	60-63
*Harlan	W	64-25
*Evarts	W	78-62
#Barbourville	W	76-69
#Bell Co.	W	53-49
#Rockcastle Co.	W	57-54

* - District Game
- Region Game

Region 3: Daviess County Panthers (26-6)
Head Coach: Curtis Turley

No.	Player	GP	Total FGM	Total FGA	Total FG%	3FGM Only	3FGA Only	3FG% Only	FTM	FTA	FT%	A	S	B	Total REB	REB AVG.	Total PTS.	PTS. AVG.
00	Johnny Worth	32	186	326	57.1	2	4	50.0	116	163	71.2	74	42	36	267	8.3	490	15.3
11	John Janes	25	16	36	44.4	1	6	16.7	15	22	68.2	20	7	5	32	1.2	48	1.9
12	Joe Janes	19	3	17	17.6	0	5	0	3	4	75	14	4	0	8	0.4	9	0.4
14	Blake Wiggins	32	127	265	47.9	31	89	34.8	92	116	79.3	185	73	2	67	2	377	11.7
22	Matt West	29	172	318	54.1	25	71	35.2	111	152	73	131	60	23	161	5.5	480	16.5
24	Brandon Jones	30	47	94	50	3	17	17.6	19	28	67.9	35	18	16	46	1.5	116	3.8
30	Jeff Morris	30	76	171	44.4	33	91	36.3	13	23	56.5	80	28	3	76	2.5	198	6.6
32	Cody Barr	20	24	42	57.1	0	0	0	25	33	75.8	4	6	5	41	2	73	3.6
34	John Davis	32	77	163	47.2	34	91	37.4	25	30	83.3	106	52	5	100	3.1	213	6.6
40	Austin Byars	4	1	2	50	0	0	0	2	3	66.7	0	0	0	1	0.2	4	1
42	Kyle Alvey	16	6	13	46.2	0	0	0	1	4	25	2	1	1	19	1.2	13	0.8
44	Seth Oldham	30	122	188	64.9	0	0	0	75	124	60.5	57	43	9	133	4.4	319	10.6
	TEAM TOTALS	32	857	1935	52.4	129	374	34.5	497	702	70.8	708	334	105	951	29.7	2340	73.1
	OPP. TOTALS	32	626	1467	42.7	193	562	34.3	431	578	74.6				703	22	1876	58.6

Region 13: Cumberland Redskins (16-13)
Head Coach: William Scott
ONLY STATS AVAILABLE & SUBMITTED BY CUMBERLAND HIGH SCHOOL

No.	Player	GP	Total FGM	Total FGA	Total FG%	3FGM Only	3FGA Only	3FG% Only	FTM	FTA	FT%	A	S	B	Total REB	REB AVG.	Total PTS.	PTS. AVG.
3	Eddie Creech															5		14.8
4	Matt Haynes															7		13.3
5	Charles Price																	
10	David Frith																	
11	Allen Lankford																	
12	Donald Massey																	
20	Jordan Blair																	
21	Jamal Battle															1		5.8
23	Brandon Smith															3		11.5
30	David Maggard																	
33	Matt Sturgill																	
35	Kevin McIlguham															5		6.0
45	Rodney Sturgill															4		9.2
55	Chris Maggard															2		3
00	Michael Lawson															1		2.5
	TEAM TOTALS																	
	OPP. TOTALS																	

GP-Games Played; FGM-Field Goals Made; FGA-Field Goals Attempted; 3FGM-Three Point Field Goals Made; 3FGA-Three Point Field Goals Attempted; 3FG%-Three Point Field Goal Percentage; FTM-Free Throws Made; FTA-Free Throw Attempted; A-Assists; S-Steals; B-Blocks; REB-Rebounds; PTS-Points.

Thurs., March 20 • Session 3 - Game 1 • 12 p.m. (ET)

Region 6 - Iroquois Raiders (25-8)

Head Coach: Jim Just

Season Results

Opponent	W/L	Score
Moore	W	56-53
Western	W	73-61
Mercer Co.	L	86-88
Shawnee	W	67-62
Cumberland, TN	W	86-73
Elizabethtown	L	84-87
Fern Creek	W	78-65
DuPont Manual	W	81-78
Owensboro	W	72-71
Pleasure R. Park	L	54-81
Pleasure R. Park	L	71-80
Fern Creek	W	54-52
Male	W	70-68
Warren Central	W	65-57
Eastern	L	58-64
North Hardin	W	64-53
Seneca	W	59-52
DeSales	W	66-53
Fairdale	W	83-67
Oldham Co.	W	63-59
Valley	W	68-62
Southern	W	86-51
Butler	W	86-58
Trinity (Louisville)	L	59-67
Doss	L	76-80
Shelby Co.	W	85-81
DuPont Manual	L	46-64
Central	W	82-72
*Evangel Christian	W	76-44
*DeSales	W	58-46
#Doss	W	56-47
#PRP	W	67-65
#DeSales	W	56-55

* - District Game
- Region Game

No.	Name	Ht.	Wt.	Pos.	Yr.
10	Quenton Mullins	5-10	135	G	So.
11	Chesimon Jones	5-8	140	G	Sr.
12	Thomas Stroud	5-10	135	G	So.
13	George White	6-1	150	F	So.
15	Demarcus Young	5-9	140	G	Sr.
20	Terrence Walker	6-0	158	G	Sr.
21	Derrick Goodloe	6-0	160	G	Sr.
22	Matt Wester	5-9	151	G	Jr.
23	Justin Beeler	6-0	165	F	Sr.
25	Jamaal Gaines	6-2	180	C	Sr.
30	Demetrius Fuqua	6-2	160	F	Sr.
32	Robert Taylor	5-8	155	G	Jr.
33	Ray Mitchell	6-3	170	C	So.
35	Melvin Beasley	6-3	175	F	Jr.
53	Ryan Thruston	5-10	160	G/F	Fr.

Probable Starters:

	Pos.	Rpg.	Ppg.
11 Chesimon Jones	G	1.9	3.7
20 Terrence Walker	G	3.8	13.0
21 Derrick Goodloe	G	3.8	15.3
30 Demetrius Fuqua	F	5.3	9.0
35 Melvin Beasley	F	6.5	12.6

Off the Bench:

10 Quenton Mullins	G	1.5	4.5
32 Rob Taylor	G	3.8	9.5
22 Matt Wester	G	0.6	1.0
13 George White	F	1.3	1.3

Quoting Coach Just -

"This is only the second time in school history to advance to the state tournament. Two seniors will be making their second appearance in the Sweet 16 in Demetrius Fuqua and Chesimon Jones. Both were freshmen the first time around. We have faced six teams in the Top 25 this season."

"Pressure defense is always our key to success. An up-tempo style with a motion offense is the other part. We have five players averaging nine points or more which gives us a good balanced attack."

Region 11 - Henry Clay Blue Devils (26-4)

Head Coach: Kirk Chiles

Assistants: Daniel Brown, Mark Thompson, John Brown

No.	Name	Ht.	Wt.	Pos.	Yr.
00	Jarrod Gay	5-8		G	So.
3	Noade Day	5-9		G	So.
5	Lamont Campbell	5-10		G	Sr.
10	Branden Bowman	5-8		G	Sr.
21	Chase Mitchell	6-2		F	Jr.
22	Brandon Coles	5-11		G	Jr.
23	Joe Harden	6-2		G	Sr.
30	Aubrey White	6-2		F	Jr.
32	Aaron Sutton	6-0		F	So.
33	Bryan Turnage	6-1		F	So.
34	Adam Carson	5-10		G-F	So.
50	John Patterson	6-9		C	Sr.

Probable Starters:

	Pos.	Rpg.	Ppg.
5 Lamont Campbell	G	3.1	12.5
10 Branden Bowman	G	2.9	7.8
23 Joe Harden	G	3.7	14.5
33 Bryan Turnage	F	6.6	8.4
50 John Patterson	C	8.0	11.6

Off the Bench:

30 Aubrey White	F	5.0	9.4
21 Chase Mitchell	F	2.0	3.7
22 Brandon Coles	G	2.3	7.0

Quoting Coach Chiles -

"This is Henry Clay's first trip in 15 years. It presents us with an outside chance to become a leader in State Championships with seven overall. This year's record is the best Henry Clay High School record since 1987 (16 years)."

Opponent	W/L	Score
Bourbon Co.	W	67-61
Bryan Station	W	88-60
Lafayette	L	65-78
Woodford Co.	W	95-63
Atherton	W	84-61
St. Henry	W	55-51
Owsley Co.	W	81-47
Pendleton Co.	W	99-61
Rockcastle Co.	W	84-54
Tates Creek	L	87-88
Tates Creek	L	38-64
Shelby Co.	W	79-43
Paul Dunbar	W	74-61
Holmes	W	85-76
Tates Creek	W	66-48
Franklin Co.	W	68-34
Bryan Station	W	87-65
Lafayette	W	60-54
Woodford Co.	W	93-59
Fern Creek	W	80-43
Madison Central	W	70-68
Frankfort	W	79-60
Paul Dunbar	W	82-76
Danville	W	78-71
West Jessamine	L	58-59
*Tates Creek	W	60-55
*Lafayette	W	60-53
#Woodford Co.	W	81-68
#Lexington Catholic	W	71-67
#West Jessamine	W	80-75

* - District Game
- Region Game

Region 6: Iroquois Raiders (25-8)
Head Coach: Jim Just

No.	Player	GP	Total FGM	Total FGA	Total FG%	3FGM Only	3FGA Only	3FG% Only	FTM	FTA	FT%	A	S	B	Total REB	REB AVG.	Total PTS.	PTS. AVG.
10	Quenton Mullins	29	47	131	35.9	14	57	24.6	22	32	68.8	39	44	4	44	1.5	130	4.5
11	Chesimon Jones	32	33	88	37.5	4	12	33.3	49	88	55.7	42	66	2	62	1.9	119	3.7
12	Thomas Strovel	0	0	0	0	0	0	0	0	0	0	0	0	0	0	0	0	0
13	George White	26	15	32	46.9	0	4	0	3	11	27.3	0	0	4	34	1.3	33	1.3
15	DeMarcus Young	8	2	5	40.0	2	5	40	0	0	0	1	0	0	2	0.3	6	0.8
20	Terrence Walker	32	142	334	42.5	34	95	35.8	98	143	68.5	53	57	10	120	3.8	416	13.0
21	Derrick Goodloe	32	172	433	39.7	55	183	30.1	91	123	74.0	30	67	8	123	3.8	490	15.3
22	Matt Wester	32	12	41	29.3	3	18	16.7	5	9	55.6	10	5	1	19	0.6	32	1.0
23	Justin Beeler	18	3	11	27.3	1	6	16.7	5	7	71.4	1	3	0	8	0.4	12	0.7
25	Jamaal Gaines	30	16	33	48.5	0	0	0	4	13	30.8	0	7	4	43	1.4	36	1.2
30	Demetrius Fuqua	32	100	201	49.8	8	21	38.1	79	118	66.9	20	44	17	168	5.3	287	9.0
32	Rob Taylor	33	113	279	40.5	17	87	19.5	69	100	69	30	40	1	126	3.8	312	9.5
33	Ray Mitchell	6	1	2	50.0	0	0	0	0	2	0	1	1	0	0	0	2	0.3
53	Brian Thruston	0	0	0	0	0	0	0	0	0	0	0	0	0	0	0	0	0
35	Melvin Beasley	32	142	277	51.3	0	12	0	131	198	66.2	24	46	27	215	6.5	415	12.6
	TEAM TOTALS	33	798	1,867	42.7	138	500	27.6	556	849	65.9	251	387	78	964	29.2	2,290	69.4
	OPP. TOTALS	33	789	1,740	45	106	394	27	432	630	68.6	N/A	N/A	N/A	N/A	N/A	2,116	64

Region 11: Henry Clay Blue Devils (26-4)
Head Coach: Kirk Chiles

No.	Player	GP	Total FGM	Total FGA	Total FG%	3FGM Only	3FGA Only	3FG% Only	FTM	FTA	FT%	A	S	B	Total REB	REB AVG.	Total PTS.	PTS. AVG.
00	Jarrod Gay	4	0	0	0	0	0	0	0	0	0	0	0	0	0	0	0	0
3	Noade Day	20	8	23	34.8	1	6	16.7	8	12	66.7	11	5	0	14	0.7	25	1.2
5	Lamont Campbell	30	119	242	49.2	11	31	35.5	127	176	72.2	135	90	0	94	3.1	376	12.5
10	Branden Bowman	29	85	196	43.4	25	63	39.7	32	56	57.1	91	37	6	85	2.9	227	7.8
21	Chase Mitchell	23	38	81	46.9	0	2	0	8	13	61.5	2	0	9	47	2.0	84	3.7
22	Brandon Coles	30	67	164	40.9	26	76	34.2	49	65	75.4	29	24	0	70	2.3	209	7.0
23	Joe Harden	30	162	362	44.8	56	153	36.6	54	71	76.1	62	33	10	112	3.7	434	14.5
30	Aubrey White	27	114	202	56.4	1	6	16.7	25	69	36.2	12	31	6	135	5.0	254	9.4
32	Aaron Sutton	22	17	29	58.6	0	0	0	1	2	50.0	2	3	1	28	1.2	35	1.5
33	Bryan Turnage	30	101	217	46.5	5	20	25.0	45	71	63.4	75	87	17	199	6.6	252	8.4
34	Adam Carson	2	0	5	0	0	0	0	0	0	0	0	0	0	1	0.3	0	0
50	John Patterson	30	149	243	61.3	0	0	0	50	104	48.1	17	18	72	240	8.0	348	11.6
	TEAM TOTALS	30	864	1,775	48.7	125	358	34.9	399	643	62.1	436	336	117	1,137	37.9	2,252	75.1
	OPP. TOTALS	30	641	1,629	39.3	160	534	30.0	381	627	60.8	318	239	101	988	31.9	1,823	60.8

GP-Games Played; FGM-Field Goals Made; FGA-Field Goals Attempted; 3FGM-Three Point Field Goals Made; 3FGA-Three Point Field Goals Attempted; 3FG%-Three Point Field Goal Percentage; FTM-Free Throws Made; FTA-Free Throw Attempted; A-Assists; S-Steals; B-Blocks; REB-Rebounds; PTS-Points.
(Opponent totals were not received.)

Thurs., March 20 • Session 3 - Game 2 • 1:30 p.m. (ET)

Region 1 - Calloway County Lakers (19-11)

Head Coach: Terry Birdsong

Season Results

Opponent	W/L	Score
Lone Oak	W	69-52
Madison, IL	L	59-75
Paducah Tilghman	L	59-61
South Oldham	L	61-62
Holmes	L	56-57
North Bullitt	W	72-64
Heath	L	73-76
Allen Co. Scottsville	W	49-46
Millington, TN	L	57-63
Mt. Vernon, IL	L	36-48
Marshall Co.	W	40-37
Fulton City	L	51-64
Fulton Co.	W	54-46
Murray	W	68-63
Mayfield	L	38-67
Hickman Co.	W	63-59
Lone Oak	L	53-58
Johnson City, IL	W	74-50
Christian Fellowship	W	81-47
Murray	W	68-50
Graves Co.	W	46-44
Carlisle Co.	L	45-51
Hickman Co.	W	66-41
Marshall Co.	W	70-54
Eastwood Christian	W	77-30
*Christian Fellowship	W	85-55
*Marshall Co.	W	48-55
#Hickman Co.	W	71-50
#Heath	W	59-53
#Mayfield	W	56-51

* - District Game
- Region Game

No.	Name	Ht.	Wt.	Pos.	Yr.
3	Chase Futrell	5-8	150	G	Fr.
4	Logan Walker	6-4	200	C	Jr.
10	David Crouch	5-9	140	G	So.
11	Jimmy Bynum	5-10	155	G	Sr.
15	Mitchell McClure	6-1	175	G	Sr.
21	Seth Barrow	6-3	185	F	Jr.
22	T.J. Hargrove	5-8	135	G	Fr.
23	Terry Adams	6-1	165	G	Jr.
31	Bryan Murdock	5-10	140	G	Fr.
32	Nathan Jones	5-11	155	F	Sr.
33	Jay Wyatt	6-1	155	F	Jr.
34	Cody White	5-10	145	G	So.
35	Brett Welter	6-1	155	F	Fr.
40	Mark Anderson	5-9	140	G	So.
55	Roger Jones	6-5	195	C	Jr.

Probable Starters:		Pos.	Rpg.	Ppg.
15	Mitchell McClure	G	3.8	14.9
11	Jimmy Bynum	G	4.0	17.1
23	Terry Adams	G	3.8	10.7
21	Seth Barrow	F	5.9	7.6
4	Logan Walker	C	5.4	8.0

Off the Bench:				
3	Chase Futrell	G	2.1	4.6
32	Nathan Jones	F	3.2	1.9
55	Roger Jones	C	2.1	1.8

Quoting Coach Birdsong -

"McClure missed 14 games with a broken foot and Nathan Jones missed 11 games with a bad ankle sprain. First time in school history to play in the State Tournament (43 years). Out team 12-1 since McClure's return."

"Guard play - McClure and Bynum averaged 21.34 and 16.0 points respectively during the first region tournament. We haven't given up over 55 points in 12 consecutive games."

Region 4 - Warren Central Dragons (25-3)

Head Coach: Tim Riley

No.	Name	Ht.	Wt.	Pos.	Yr.
2	Quinton Curry	5-9	145	G	Fr.
3	Stephan Thomas	5-10	140	G	Fr.
4	Tyree Johnson	5-9	145	G	So.
5	Chase Goff	5-9	145	G	Fr.
11	Jeremy Anderson	5-11	145	G	8th
14	Ryan Anderson	5-11	150	G	Jr.
20	Brandon Cummings	6-2	150	G	Sr.
21	Troy McFarland	5-10	140	G	So.
22	Derek Anthony	5-10	145	G	Jr.
23	Brock Whitney	6-3	165	F	Jr.
32	Adrian Wells	6-2	175	F	So.
33	Lonnell DeWalt	6-6	210	F	Jr.
34	Bryson Hall	6-0	230	C	So.
40	Matt Maresea	6-8	200	C	Jr.
45	P.J. Smith	6-2	170	F	So.

Probable Starters:		Pos.	Rpg.	Ppg.
33	Lonnell Dewalt	F	12	15
14	Ryan Anderson	G	2.3	10
23	Brock Whitney	F	4	13
20	Brandon Cummings	G	3	11
40	Matt Maresca	C	6	11

Off the Bench:

21	Troy McFarland	G	3	5
45	P.J. Smith	F	2	2
34	Bryson Hall	C	2	2

Quoting Coach Riley -

"We have won back-to-back regional titles (6th trip in school history). We won the Ford's Furniture Hoopin' on the Hill Christmas Tournament and defeated Bowling Green five times during the regular and post season. This is a school-record fourth straight 20-win season."

"We need to continue to share the basketball. We need to get deflections with good on-ball pressure so our defense can help fuel the offense. We have to rebound well and limit our opponent's looks at the basket. If we do these three things everything else will take care of itself."

Season Results		W/L	Score
Opponent			
Russellville	W		72-41
White Station, TN	L		54-77
Warren East	W		93-42
Scott Co.	W		80-77
Ryle	W		60-57
Graves Co.	W		48-47
Bowling Green	W		87-52
Monroe Co.	W		86-83
Glasgow	W		70-45
Bowling Green	W		66-59
Greenwood	W		77-61
Franklin-Simpson	W		61-54
Iroquois	L		57-65
Edmonson Co.	W		79-55
Warren East	W		78-35
Barren Co.	W		79-68
Bowling Green	W		66-54
Apollo	L		51-71
Logan Co.	W		86-56
Greenwood	W		75-48
Grayson Co.	W		55-36
North Laurel	W		82-56
Bryan Station	W		79-60
*Greenwood	W		76-50
*Bowling Green	W		65-56
#Glasgow	W		76-66
#Franklin-Simpson	W		87-65
#Bowling Green	W		65-56

* - District Game
- Region Game

Region 1: Calloway County Lakers (19-11)
Head Coach: Terry Birdsong

No.	Player	GP	Total FGM	Total FGA	Total FG%	3FGM Only	3FGA Only	3FG% Only	FTM	FTA	FT%	A	S	B	Total REB	REB AVG.	Total PTS.	PTS. AVG.
3	Chase Futrell	30	48	149	32	15	55	27	28	62	45	66	17	0	64	2.1	138	4.6
4	Logan Walker	30	99	185	54	0	0	0	43	70	61	16	13	50	162	5.4	241	8
10	David Crouch	11	5	14	36	3	7	43	0	0	0	4	0	1	2	0.2	13	1.2
11	Jimmy Bynum	29	174	370	47	55	145	38	94	148	64	113	46	5	116	4	497	17.1
15	Mitchell McClure	16	70	172	41	33	97	34	65	82	79	67	29	5	60	3.8	238	14.9
21	Seth Barrow	30	88	167	53	0	0	0	51	99	52	74	24	7	176	5.9	227	7.6
22	T.J. Hargrove	3	1	2	50	1	2	50	2	2	100	0	0	0	1	0.3	5	1.7
23	Terry Adams	30	108	311	35	45	160	28	60	80	75	59	46	11	113	3.8	321	10.7
31	Bryan Murdock	7	1	2	50	1	1	100	2	4	50	1	0	0	2	0.3	5	0.7
32	Nathan Jones	18	11	19	58	2	4	50	10	15	67	15	15	0	57	3.2	34	1.9
33	Jay Wyatt	10	1	1	100	0	0	0	0	0	0	0	0	0	3	0.3	2	0.2
34	Cody White	21	6	17	35	2	4	50	4	8	50	5	3	1	20	0.9	18	0.9
35	Brett Welter	15	4	10	40	1	1	100	2	7	29	5	2	1	14	0.9	11	0.7
40	Mark Anderson	9	1	1	100	0	0	0	2	2	100	4	3	0	2	0.2	4	0.4
44	Josh Streetman	1	1	1	100	0	0	0	0	0	0	0	0	0	0	0	2	2
55	Roger Jones	23	19	38	50	0	0	0	4	10	40	5	10	9	48	2.1	42	1.8
	TEAM TOTALS	30	637	1459	43.7	158	476	33.2	367	589	62.3	434	208	90	840	28	1798	59.9
	OPP. TOTALS	30	580	1441	40.2	115	372	30.9	343	510	67	377	198	64	749	24.9	1618	53.9

Region 4: Warren Central Dragons (25-3)
Head Coach: Tim Riley

No.	Player	GP	Total FGM	Total FGA	Total FG%	3FGM Only	3FGA Only	3FG% Only	FTM	FTA	FT%	A	S	B	Total REB	REB AVG.	Total PTS.	PTS. AVG.
14	Ryan Anderson	28	83	228	37	60	151	40	22	41	54	112	31	0	65	2.3	254	9.5
20	Brandon Cummins	28	102	222	46	42	121	35	61	87	70	101	41	1	68	2.4	308	11
21	Troy McFarland	28	44	123	36	9	33	26	11	19	58	50	52	2	63	2.3	123	4.3
23	Brock Whitney	28	140	288	49	31	86	36	36	56	64	47	42	6	94	3.3	366	13
33	Lonnell DeWalt	28	154	284	54	0	4	0	52	101	51	87	64	35	324	11.5	386	14
34	Bryson Hall	23	14	18	78	0	0	0	1	2	50	0	2	0	13	1	29	1
40	Matt Maresca	28	122	242	50	3	20	15	60	92	65	55	20	28	169	6	312	11
45	P.J. Smith	28	14	28	50	0	0	0	14	22	64	4	15	0	45	1.6	42	1.5
	TEAM TOTALS	28	755	1536	49	155	431	36	320	496	65	482	266	90	935	34	2016	72
	OPP. TOTALS	28	598	1388	43	117	345	34	280	459	61	290	172	27	769	27	1591	56.8

GP-Games Played; FGM-Field Goals Made; FGA-Field Goals Attempted; 3FGM-Three Point Field Goals Made; 3FGA-Three Point Field Goals Attempted; 3FG%-Three Point Field Goal Percentage; FTM-Free Throws Made; FTA-Free Throw Attempted; A-Assists; S-Steals; B-Blocks; REB-Rebounds; PTS-Points.

Thurs., March 20 • Session 4 - Game 1 • 6:30 p.m. (ET)

Region 12 - South Laurel Cardinals (27-5)

Head Coach: Steve Wright

Season Results		No.	Name	Ht.	Wt.	Pos.	Yr.
Opponent	W/L Score	10	John Townsend	6-0	160	G	Sr.
Knox Central	W 83-43	12	Warren Gross	5-11	160	G	So.
McCreary Central	W 65-57	13	Ty Proffitt	5-11	160	G	8th
DeSales	L 70-74	14	Chris Riley	5-10	170	F	So.
Owsley Co.	W 77-59	15	Cary Lester	6-1	150	G	Sr.
North Laurel	L 53-63	21	Johan Rivera	6-0	170	G	Jr.
Campbell Co.	L 66-71	22	Zack Marcum	5-9	145	G	So.
Scott	W 67-42	23	Cam Smith	6-4	185	F	Jr.
East Carter	W 81-63	31	D.J. Perkins	6-1	165	F	So.
Williamsburg	W 73-36	32	Kevin Collins	6-2	210	F	Sr.
Knox Central	W 96-60	34	Dustin Tuggle	6-2	180	F	Sr.
Conner	W 58-43	35	Mark Parsons	6-6	200	F	Sr.
Apollo	W 60-57	41	Mark Patterson	6-3	190	C	Sr.
Harlan	W 78-57	43	Jordan Hammons	6-2	175	F	8th
Corbin	W 66-58	54	Walt Allen	6-4	215	C	Fr.
Wayne Co.	L 55-57	Probable Starters:		Pos.	Rpg.	Ppg.	
Madison Central	W 76-62	10	Jon Townsend	G	1.6	12.1	
Pulaski Co.	W 66-57	21	Johan Rivera	G	2.5	12.9	
Garrard Co.	W 59-45	54	Walt Allen	C	5	10	
Pulaski SW	W 54-37	35	Mark Parsons	F	4	12.5	
Lynn Camp	W 84-28	32	Kevin Collins	F	4.4	9.9	
North Laurel	W 56-54	Off the Bench:					
Somerset	W 76-70	23	Cam Smith	F	3.5	5.6	
Whitley Co.	W 85-60	13	Ty Proffitt	G	0.6	1.0	
Clinton Co.	W 66-61	15	Casey Lester	G	0.6	1.3	
Monticello	W 67-42	Quoting Coach Wright -					
Lincoln Co.	W 53-39	"This is a our second trip in the last three year's. We					
Bell Co.	W 70-42	have three talented seniors in Jon Townsend, Mark					
*Somerset	W 73-57	Parsons and Kevin Collins.					
*North Laurel	L 60-45						
#Wayne Co.	W 64-62						
#Mercer Co.	W 70-63						
#North Laurel	W 76-61						

* - District Game
- Region Game

Region 16 - Rose Hill Christian Royals (26-8)

Head Coach: Jeff Hall

Season Results		No.	Name	Ht.	Wt.	Pos.	Yr.
Opponent	W/L Score	10	Zach Gillum	5-10	130	G	So.
Elliott Co.	W 95-44	11	Michael Taylor	5-8	135	G	8th
Russell	W 57-54	14	Marcus Thomas	6-0	160	G-F	Sr.
Lawrence Co.	W 100-61	15	Codey Gillum	5-9	140	G	So.
Lexington Catholic	L 75-90	20	Jonathan VanHoose	5-11	120	G	8th
DeSales	W 75-62	21	Josh Magnusson	6-3	185	C	Sr.
Ballard	W 85-84	22	Jamaal Williams	5-9	130	F-G	8th
Apollo	L 62-65	23	Matt Thomas	6-0	145	F-G	7th
Miami Senior, FL	W 71-68	24	Daniel Watts	6-0	160	F-G	So.
Trinity (Louisville)	L 63-82	25	Marques Dawson	6-5	185	F	Sr.
George Clark	W 72-62	30	Mark King	6-4	185	F	Sr.
Simon Kenton	W 58-55	31	Alex Barker	5-8	120	G	8th
Morgan Co.	W 82-62	32	O.J. Mayo	6-5	185	G-F	8th
Greenup Co.	W 65-34	33	Justin Maynard	6-0	155	F-G	Jr.
Lewis Co.	W 86-51	34	Austin Blair	5-10	165	F	8th
Lawrence Co.	W 85-70	35	Corey Gillum	6-0	150	F	Fr.
West Carter	W 101-88	42	David Frazier	6-3	175	C-F	Sr.
Elliott Co.	W 87-52	Probable Starters:		Pos.	Rpg.	Ppg.	
Raceland	W 75-44	10	Zach Gillum	G	1.4	10.7	
Harrison Co.	W 91-41	21	Josh Magnusson	C	3.6	5.0	
Paintsville	W 77-65	25	Marques Dawson	F	9.0	12.3	
Monroe Co.	W 69-64	30	Mark King	F	3.9	8.7	
Somerset	W 67-59	32	O.J. Mayo	G-F	6.8	20.6	
St. Henry	L 62-81	Off the Bench:					
Tug Valley, WV	W 78-58	42	David Frazier	C-F	2.2	5.2	
Wayne Co.	L 74-86	14	Marcus Thomas	G-F	1.8	2.4	
Lafayette	W 78-69	23	Matt Thomas	F-G	1.1	2.6	
Highlands	L 48-70	11	Michael Taylor	G	0.5	2.2	
East Carter	W 89-62	Quoting Coach Hall -					
Paintsville	L 69-76	"I believe making the State Tournament validates our					
*Boyd Co.	W 81-58	program and will allow us to have continued suc-					
*Ashland Blazer	L 52-55	cess. Our full and half court defenses will be keys as					
#Raceland	W 50-28	well as our offensive and defensive rebounding.					
#Morgan Co.	W 65-52						
#Ashland Blazer	W 52-41						

* - District Game
- Region Game

Region 12: South Laurel Cardinals (27-5)
Head Coach: Steve Wright

No.	Player	GP	Total FGM	Total FGA	Total FG%	3FGM Only	3FGA Only	3FG% Only	FTM	FTA	FT%	A	S	B	Total REB	REB AVG.	Total PTS.	PTS. AVG.
10	Jon Townsend	32	66	125	52.8	59	140	42.1	68	88	77.2	74	42	3	54	1.6	389	12.1
12	Warren Gross	8	4	7	57.1	1	3	33.3	5	6	83.3	2	6	0	16	0.5	15	0.4
13	Ty Proffit	12	2	4	50.0	8	18	44.4	2	5	40.0	11	8	0	18	0.6	33	1.0
14	Chris Riley	6	0	6	0.0	0	0	0.0	1	2	50.0	1	4	0	4	0.1	1	0.1
15	Cary Lester	13	10	24	41.0	8	25	32.0	2	3	66.6	12	9	0	18	0.6	42	1.3
21	Johan Rivera	32	95	155	61.2	27	60	45.0	126	147	85.7	95	55	2	80	2.5	413	12.9
22	Zack Marcum	3	5	8	62.5	0	0	0.0	2	2	100.0	4	2	1	4	0.1	10	0.3
23	Cam Smith	32	73	160	45.6	3	12	25.0	20	34	58.8	22	8	10	112	3.5	182	5.6
25	Josh Riley	4	3	6	50.0	0	0	0.0	1	1	100.0	2	2	1	6	0.2	7	0.2
31	D.J. Perkins	6	4	10	40.0	2	6	33.3	4	4	100.0	4	7	0	12	0.4	19	0.5
32	Kevin Collins	32	110	220	50.0	14	40	35.0	51	80	63.7	34	27	5	142	4.4	318	9.9
34	Dustin Tuggle	13	4	12	33.3	2	7	28.5	2	2	100.0	4	3	0	16	0.5	19	0.5
35	Mark Parsons	32	88	160	55.0	50	145	34.4	65	105	61.9	41	32	12	128	4.0	402	12.5
41	Mark Patterson	20	6	18	33.0	0	0	0.0	1	3	33.3	5	3	2	32	1.0	21	0.6
43	Jordan Hammonds	4	3	4	75.0	2	5	40.0	0	1	0.0	2	3	0	11	0.3	12	0.4
54	Walt Allen	32	128	225	56.8	5	18	27.7	59	80	73.7	28	31	10	160	5.0	322	10.0
	TEAM TOTALS	32	601	1,044	58.0	181	479	38.0	409	563	72.6	339	242	46	813	25.2	2,203	69.8
	OPP. TOTALS	32	540	945	52.0	150	400	37.5	365	509	71.7	250	200	31	764	23.8	1,746	54.5

Region 16: Rose Hill Christian Royals (26-8)
Head Coach: Jeff Hall

No.	Player	GP	Total FGM	Total FGA	Total FG%	3FGM Only	3FGA Only	3FG% Only	FTM	FTA	FT%	A	S	B	Total REB	REB AVG.	Total PTS.	PTS. AVG.
10	Zach Gillum	33	113	259	44	75	181	49	53	68	78	64	0	1	47	1.4	354	10.7
11	Michael Taylor	31	24	67	36	9	27	33	10	13	77	21	0	0	16	.5	67	2.2
14	Marcus Thomas	34	36	81	44	0	2	0	10	2.9	34	19	6	6	61	1.8	82	2.4
15	Codey Gillum	16	2	7	29	0	2	0	3	4	75	3	4	75	4	.3	7	0.4
21	Josh Magnusson	33	55	103	53	0	1	0	56	76	72	55	76	72	118	3.6	165	5.0
22	Jamaal Williams	8	3	4	75	0	0	0	0	2	0	2	0	0	6	.8	6	0.6
23	Matt Thomas	29	28	65	43	7	4	290	3	21	62	40	14	7	32	1.1	76	2.6
24	Daniel Watts	18	3	8	38	0	3	0	0	1	0	2	2	8	42	.4	6.0	0.4
25	Marques Darson	34	172	391	44	18	65	28	55	98	56	104	183	46	306	9.0	417	12.3
30	Mark King	34	109	294	37	34	120	28	43	64	67	45	34	13	131	3.9	295	8.1
32	O.J. Mayo	34	257	555	46	60	173	35	127	156	77	126	33	33	230	6.8	70	820.6
34	Austin Blair	1	2	4	50	0	1	0	1	2	50	1	1	0	2	.4	.5	1.0
35	Justin Maynard	19	7	19	37	0	1	0	0	0	0	0	1	1	9	.5	14	0.7
42	David Frazier	31	12	36	33	48	108	44	52	66	79	24	1	4	69	2.2	160	5.2
	TEAM TOTALS	34	917	2067	44	220	647	34	446	659	68	461	466	120	1183	34.8	2499	73.5
	OPP. TOTALS	34	799	1757	44	172	576	30	382	622	61	N/A	N/A	N/a	1185	34.3	2096	61.6

GP-Games Played; FGM-Field Goals Made; FGA-Field Goals Attempted; 3FGM-Three Point Field Goals Made; 3FGA-Three Point Field Goals Attempted; 3FG%-Three Point Field Goal Percentage; FTM-Free Throws Made; FTA-Free Throw Attempted; A-Assists; S-Steals; B-Blocks; REB-Rebounds; PTS-Points.

Thurs., March 20 • Session 4 - Game 2 • 8 p.m. (ET)

Region 7 - Ballard Bruins (24-7)

Head Coach: Chris Renner

Season Results		No.	Name	Ht.	Wt.	Pos.	Yr.
Opponent	W/L Score	1	Nick Puzey	5-9	130	G	So.
New Albany, IN	L 81-83	3	Garnett Phelps	5-9	145	G	Fr.
Proviso East, IL	L 52-80	4	Sean Booker	6-1	145	G	Sr.
Seneca	W 101-62	10	Chase Taylor	5-10	140	G	Jr.
Male	W 57-56	14	LaMichael Rhodes	5-11	150	G	Sr.
Tates Creek	W 54-52	21	Sherman Gully	6-1	180	F	Sr.
Rose Hill Christian	L 84-85	22	Ravan Lee	6-3	185	F	So.
Male	W 74-59	25	Jordan Newby	6-1	170	G	So.
North Hardin	W 60-45	30	Stan Heaton	6-0	150	G	Sr.
Westminster, SC	W 91-37	31	Quillan Baines	6-2	195	F	Sr.
West Charlotte, NC	W 88-58	32	Dana Calhoun	6-0	180	G	Sr.
Char. Christian, NC	W 93-75	33	Jordan Whitaker	5-11	145	G	Sr.
Christian Acad. Louis.	W 77-68	35	Alex Hedges	6-3	185	F	Sr.
Fern Creek	W 84-66	40	Earl Heyman	6-2	240	F	So.
St. Xavier	W 65-62	44	Wilbert Reeves	6-5	160	F	So.
North Hardin	L 58-60	45	Greg Willis	6-5	190	F	Jr.
Eastern	L 63-74	50	Greg Grimes	6-6	165	F	Jr.
Jeffersonville, IN	L 60-73	Probable Starters:		Pos.	Rpg.	Ppg.	
DuPont Manual	W 69-48	4	Sean Booker		5.1	13.7	
St. Xavier	W 71-59	21	Sherman Gully		4.5	10.4	
Atherton	W 85-65	22	RaVon Lee		5.6	10.2	
Trinity (Louisville)	W 70-59	32	Dana Calhoun		1.7	3.8	
Doss	W 76-55	33	Jordan Whitaker		1.9	11.7	
Waggener	W 75-49	Off the Bench:					
Floyd Central, IN	W 91-70	35	Alex Hedges		3.5	8.5	
Moore	W 93-70	50	Greg Grimes		3.1	5.8	
Jeffersontown	W 71-47	44	Wilbert Reeves		2.0	4.4	
*Waggener	W 74-50	31	Quillan Gaines		2.7	3.3	
*Eastern	L 63-65	Quoting Coach Renner -					
#Trinity (Louisville)	W 75-69						
#Fern Creek	W 70-54						
#Male	W 90-68						

Region 15 - Shelby Valley Wildcats (20-8)

Head Coach: Rodney Rowe

Season Results		No.	Name	Ht.	Wt.	Pos.	Yr.
Opponent	W/L Score	3	Mike Bartley	5-9	140	G	Fr.
Prestonsburg	W 83-67	4	Dustin Hamilton	6-0	205	F	So.
Knott Co. Central	W 63-50	5	Travis Robinson	5-10	140	G	So.
Phelps	W 74-54	14	Seth Kiser	6-1	175	G	So.
Magoffin Co.	W 80-57	15	Eric Bartley	5-10	145	G	Jr.
Paintsville	L 46-48	21	Mitchell Riddle	6-1	175	G	Fr.
Oldham Co.	W 55-53	22	Patrick Tackett	6-1	165	F	So.
Knox Central	L 61-65	23	Ryan Tackett	5-11	155	F	Sr.
East Ridge	W 60-57	25	Joe Tackett	5-8	160	G	So.
Johnson Central	W 62-61	32	Paul T. Fleming	6-1	180	G	Sr.
Bryan Station	W 62-47	33	Kelsey Friend	6-1	175	F	So.
Newport Cent. Cath	L 54-61	34	Gary Thomas	5-11	180	F	Fr.
Conner	L 54-67	35	Jordon Kiser	6-1	170	F	So.
Pike Co. Central	W 68-60	40	Emmanuel Newsome	6-3	210	C	Fr.
Pikeville	W 64-59	42	Cade Riddle	6-2	175	C	Fr.
Phelps	W 90-51	44	Phillip Akers	6-0	205	C	Sr.
George Republic, PA	L 70-86	Probable Starters:					
Sheldon Clark	W 66-42		Pos.	Rpg.	Ppg.		
Mercer Co.	L 69-72	14	Seth Kiser	G	3.4	11.8	
Sheldon Clark	W 66-56	32	Paul Fleming	G	3.8	14.7	
East Ridge	W 72-69	33	Kelsey Friend	F	5.4	13.3	
Middlesboro	W 86-68	22	Patrick Tackett	F	4.7	9.6	
Knott Co. Central	L 72-81	44	Phillip Akers	C	4.9	11.2	
South Floyd	W 70-65	Off the Bench:					
Bell Co.	L 70-73	5	Travis Robinson	G	0.4	0.5	
Mt. Mission, VA	W 81-64	15	Eric Bartley	G	0.5	1.2	
*Pikeville	W 62-40	35	Jordan Kiser	F	0.1	0.1	
*East Ridge	L 61-63	Quoting Coach Rowe -					
#Pike Co. Central	W 78-77	Not provided.					
#Johnson Central	W 68-51						
#Paintsville	W 50-42						

* - District Game

- Region Game


+-.Region 7: Ballard Bruins (24-7)
Head Coach: Chris Renner

No.	Player	GP	Total FGM	Total FGA	Total FG%	3FGM Only	3FGA Only	3FG% Only	FTM	FTA	FT%	A	S	B	Total REB	REB AVG.	Total PTS.	PTS. AVG.
1	Nick Puzey	16	4	16	25	3	11	27	7	8	88	8	4	4	5	0.3	18	1.1
3	Garnett Phelps	11	2	3	67	0	0	0	4	6	67	1	3	0	5	0.5	8	0.7
10	Chare Taylor	9	1	3	33	1	2	50	4	4	100	1	1	0	0	0	7	0.8
14	LaMichael Rhodes	30	13	43	30	2	10	20	9	18	50	21	19	0	23	0.8	37	1.2
21	Sherman Gully	31	133	249	53	4	22	18	50	74	70	81	70	9	139	4.5	322	10.4
22	Rávon Lee	27	128	212	60	0	2	0	19	62	31	23	41	32	151	5.6	275	10.2
25	Jordan Newby	11	15	33	45	1	8	12	7	11	64	5	6	0	18	1.6	38	3.5
30	Stan Heaton	23	13	41	32	4	16	25	1	2	50	10	10	0	10	0.4	31	1.3
31	Quillian Baines	31	41	92	45	3	6	50	18	40	45	40	26	2	84	2.7	103	3.3
32	Dana Calhoun	28	38	85	45	11	36	31	19	36	53	19	14	2	47	1.7	106	3.8
33	Jordan Whitaker	31	134	335	40	59	177	33	37	52	74	149	63	3	60	1.9	364	11.7
35	Alex Hedges	31	103	261	39	33	125	26	25	37	68	55	48	9	109	3.5	264	8.5
40	Earl Heyman	9	6	7	86	0	0	0	0	1	0	0	1	0	5	0.6	12	1.3
41	Tony Johnson	3	0	1	0	0	0	0	0	0	0	0	0	1	0	0	0	0
44	Wilbert Reeves	27	48	103	47	10	30	33	12	26	46	6	10	15	53	2	118	4.4
45	Greg Willis	17	5	13	38	0	1	0	2	4	50	1	2	0	6	0.4	12	0.7
50	Greg Grimes	31	65	141	46	1	7	14	48	72	67	16	18	31	97	3.1	179	5.8
4	Sean Booker	31	163	359	47	39	102	38	47	77	61	113	87	19	157	5.1	424	13.7
	TEAM TOTALS	31	918	1997	46	171	555	31	311	528	59	549	423	124	969	31.3	2318	74.8
	OPP. TOTALS	31	675	1622	42	128	430	30	445	706	63	NA	NA	NA	NA	N/A	1923	62

Region 15: Shelby Valley Wildcats (20-8)
Head Coach: Rodney Rowe

No.	Player	GP	Total FGM	Total FGA	Total FG%	3FGM Only	3FGA Only	3FG% Only	FTM	FTA	FT%	A	S	B	Total REB	REB AVG.	Total PTS.	PTS. AVG.
3	Mikey Bartley	7	0	1	0	0	1	0	0	0	0	0	1	0	0	0	0	0
4	Dustin Hamilton	5	0	2	0	0	0	0	1	3	33.3	0	0	0	2	0.4	1	0.2
5	Travis Robinson	14	2	7	28.6	0	0	0	3	6	50	2	3	0	6	0.4	7	0.5
14	Seth Kiser	29	130	284	45.8	17	49	34.7	64	104	61.5	137	62	10	98	3.4	341	11.8
15	Eric Bartley	24	9	22	40.9	6	13	46.2	6	13	46.2	13	5	0	11	0.5	30	1.2
21	Mitchell Riddle	8	1	5	20	0	1	0	0	2	0	0	0	0	4	0.5	2	0.2
22	Patrick Tackett	30	118	211	55.9	14	40	35	37	52	71.2	81	54	11	141	4.7	287	9.6
23	Ryan Tackett	30	65	133	48.9	7	28	25	35	57	61.4	54	39	5	70	2.3	172	5.7
25	Joe Tackett	3	0	2	0	0	0	0	0	1	0	1	0	0	0	0	0	0
32	Paul Fleming	30	169	358	47.2	71	176	40.3	32	48	66.7	91	59	19	113	3.8	441	14.7
33	Kelsey Friend	30	156	339	46	36	124	29	51	77	66.2	72	37	40	161	5.4	399	13.3
34	Gary Thomas	3	0	1	0	0	0	0	0	1	0	0	0	0	0	0	0	0
35	Jordan Kiser	10	0	4	0	0	2	0	1	2	50	1	0	0	1	0.1	1	0.1
40	Emmanuel Newsome	4	2	3	66.7	0	0	0	1	2	50	0	0	0	1	0.2	5	1.2
42	Cade Riddle	4	1	2	50	0	0	0	0	2	0	1	0	0	1	0.2	2	0.5
44	Phillip Akers	30	138	253	54.5	2	4	50	57	84	67.9	39	22	12	148	4.9	335	11.2
20	Bob Tackett*	4	0	3	0	0	3	0	1	2	50	2	0	0	0	0	1	0.2
	TEAM TOTALS	30	791	1630	48.5	153	441	34.7	289	456	63.4	494	286	97	757	25.2	2024	67.5
	OPP. TOTALS	30	NA	NA	NA	NA	NA	NA	NA	NA	NA	NA	NA	NA	NA	NA	1823	60.8

GP-Games Played; FGM -- Field Goals Made; FGA -- Field Goals Attempted; 3FGM -- Three Point Field Goals Made; 3FGA -- Three Point Field Goals Attempted; 3FG% - Three Point Field Goal Percentage; FTM -- Free Throws Made; FTA -- Free Throw Attempted; A -- Assists; S -- Steals; B -- Blocks; REB -- Rebounds; PTS -- Points. (Opponent totals were not received.) *No Longer on Team.




2003 BOYS STATE BASKETBALL TOURNAMENT
Tentative Event Schedule and Timetable (all times EST)
Wednesday Afternoon, March 19, 2003- Game One

Game 1		Region 8 vs. Region 14	
TIME OF DAY	GAME CLOCK	PRE-GAME	NOTES
11:00:00		Doors Open for Fans	
11:34:00	25:00	Start Game Clock, teams may enter	
11:50:45	8:15	Buzz Horn for teams to go to locker rooms if floor is not clear	
11:51:00	8:00	Place microphones Singer in place Introduction of Guard and singer(s) prior to entry Singing of National Anthem	
11:55	04:00	Hold / Start Clock with 4 minutes Teams may return to floor when clear	
11:58:45	00:15	Horn buzz teams to benches	
11:59:00		Starting line-ups introduced, Visitors then Home, Alternating one player from each team. Players go to center circle until next opponent is introduced, shake hands, and return to free throw circle for huddle.	
12:00 p.m		Tip-off of 2003 Boys State Tournament, Game One	
		1ST QUARTER MEDIA TIME OUT (NORMALLY 3:00 REMAIN IN Q)	KHSAA Corporate Partner Announcements and Promotions (PA and Video) per schedule Officials Awards Banquet Announcement (PA and Video) A.D. Meeting Notice (PA only)
		BREAK BETWEEN 1ST AND 2ND QUARTER	KHSAA Corporate Partner Announcements and Promotions (PA and Video) per schedule
		2ND QUARTER MEDIA TIME-OUT (NORMALLY, 3:00 REMAIN IN Q)	KHSAA Corporate Partner Announcements and Promotions (PA and Video) per schedule
		HALFTIME	
		Clock set for 15 minute half. Start clock when KAPOS competing squad is ready to enter floor.	KAPOS Cheerleading Competition KHSAA Corporate Partner Announcements and Promotions (PA and Video) per schedule
		3RD QUARTER MEDIA TIME OUT (NORMALLY, 3:00 REMAIN IN Q)	KHSAA Corporate Partner Announcements and Promotions (PA and Video) per schedule
		BREAK BETWEEN 3RD AND 4TH QUARTER	KHSAA Corporate Partner Announcements and Promotions (PA and Video) per schedule
		4TH QUARTER MEDIA TIME-OUT (NORMALLY, 3:00 REMAIN IN Q)	Ticket Sales Reminder, Pep Sales on Concourse for winner of this game (PA and Video) KHSAA Corporate Partner Announcements and Promotions (PA and Video) per schedule
		END OF GAME	Ticket Sales Reminder, Pep Sales on Concourse for winner of this game (PA and Video) KHSAA Corporate Partner Announcements and Promotions (PA and Video) per schedule




2003 BOYS STATE BASKETBALL TOURNAMENT
Tentative Event Schedule and Timetable (all times EST)
Wednesday Afternoon, March 19, 2003- Game Two

Game 2		Region 9 vs. Region 10	
TIME OF DAY	GAME CLOCK	PRE-GAME	NOTES
	25:00	Start Game Clock, teams may enter as soon as floor is clear	
	00:15	Horn buzz teams to benches	
	00:00	Starting line-ups introduced, Visitors then Home, Alternating one player from each team. Players go to center circle until next opponent is introduced, shake hands, and return to free throw circle for huddle.	
		Tip-off of 2003 Boys State Tournament, Game Two	
		1ST QUARTER MEDIA TIME OUT (NORMALLY 3:00 REMAIN IN Q)	KHSAA Corporate Partner Announcements and Promotions (PA and Video) per schedule Officials Awards Banquet Announcement (PA and Video) A.D. Meeting Notice (PA only)
		BREAK BETWEEN 1ST AND 2ND QUARTER	KHSAA Corporate Partner Announcements and Promotions (PA and Video) per schedule
		2ND QUARTER MEDIA TIME-OUT (NORMALLY, 3:00 REMAIN IN Q)	KHSAA Corporate Partner Announcements and Promotions (PA and Video) per schedule
		HALFTIME	
		Clock set for 15 minute half. Start clock when KAPOs competing squad is ready to enter floor.	KAPOS Cheerleading Competition KHSAA Corporate Partner Announcements and Promotions (PA and Video) per schedule
		3RD QUARTER MEDIA TIME OUT (NORMALLY, 3:00 REMAIN IN Q)	KHSAA Corporate Partner Announcements and Promotions (PA and Video) per schedule
		BREAK BETWEEN 3RD AND 4TH QUARTER	KHSAA Corporate Partner Announcements and Promotions (PA and Video) per schedule
		4TH QUARTER MEDIA TIME-OUT (NORMALLY, 3:00 REMAIN IN Q)	Ticket Sales Reminder, Pep Sales at outside booths for winner of this game (PA and Video) KHSAA Corporate Partner Announcements and Promotions (PA and Video) per schedule
		END OF GAME	Ticket Sales Reminder, Pep Sales at outside booth for winner of this game (PA and Video) KHSAA Corporate Partner Announcements and Promotions (PA and Video) per schedule



2003 BOYS STATE BASKETBALL TOURNAMENT
Tentative Event Schedule and Timetable (all times EST)
Wednesday Night, March 19, 2003- Game Three

Game 3		Region 5 vs. Region 2	
TIME OF DAY	GAME CLOCK	PRE-GAME	NOTES
5:30:00		Doors Open for Fans	
6:04:00	25:00	Start Game Clock, teams may enter	
6:20:45	8:15	Buzz Horn for teams to go to locker rooms if floor is not clear	
6:29:00	8:00	Place microphones Singer in place Introduction of Guard and singer(s) prior to entry Singing of National Anthem	
6:25	04:00	Hold / Start Clock with 4 minutes Teams may return to floor when clear	
6:28:45	00:15	Horn buzz teams to benches	
6:29:00		Starting line-ups introduced, Visitors then Home, Alternating one player from each team. Players go to center circle until next opponent is introduced, shake hands, and return to free throw circle for huddle.	
6:30 p.m		Tip-off of 2003 Boys State Tournament, Game Three	
		1ST QUARTER MEDIA TIME OUT (NORMALLY 3:00 REMAIN IN Q)	KHSAA Corporate Partner Announcements and Promotions (PA and Video) per schedule Officials Awards Banquet Announcement (PA and Video) A.D. Meeting Notice (PA only)
		BREAK BETWEEN 1ST AND 2ND QUARTER	KHSAA Corporate Partner Announcements and Promotions (PA and Video) per schedule
		2ND QUARTER MEDIA TIME-OUT (NORMALLY, 3:00 REMAIN IN Q)	KHSAA Corporate Partner Announcements and Promotions (PA and Video) per schedule
		HALFTIME	
		Clock set for 15 minute half. Start clock when KAPOS competing squad is ready to enter floor.	KAPOS Cheerleading Competition KHSAA Corporate Partner Announcements and Promotions (PA and Video) per schedule
		3RD QUARTER MEDIA TIME OUT (NORMALLY, 3:00 REMAIN IN Q)	KHSAA Corporate Partner Announcements and Promotions (PA and Video) per schedule
		BREAK BETWEEN 3RD AND 4TH QUARTER	KHSAA Corporate Partner Announcements and Promotions (PA and Video) per schedule
		4TH QUARTER MEDIA TIME-OUT (NORMALLY, 3:00 REMAIN IN Q)	Ticket Sales Reminder, Pep Sales on Concourse for winner of this game (PA and Video) KHSAA Corporate Partner Announcements and Promotions (PA and Video) per schedule
		END OF GAME	Ticket Sales Reminder, Pep Sales on Concourse for winner of this game (PA and Video) KHSAA Corporate Partner Announcements and Promotions (PA and Video) per schedule




2003 BOYS STATE BASKETBALL TOURNAMENT
Tentative Event Schedule and Timetable (all times EST)
Wednesday Night, March 19, 2003– Game Four

Game 4		Region 3 vs. Region 13	
TIME OF DAY	GAME CLOCK	PRE-GAME	NOTES
	25:00	Start Game Clock, teams may enter as soon as floor is clear	
	00:15	Horn buzz teams to benches	
	00:00	Starting line-ups introduced, Visitors then Home, Alternating one player from each team. Players go to center circle until next opponent is introduced, shake hands, and return to free throw circle for huddle.	
		Tip-off of 2003 Boys State Tournament, Game Four	
		1ST QUARTER MEDIA TIME OUT (NORMALLY 3:00 REMAIN IN Q)	KHSAA Corporate Partner Announcements and Promotions (PA and Video) per schedule Officials Awards Banquet Announcement (PA and Video) A.D. Meeting Notice (PA only)
		BREAK BETWEEN 1ST AND 2ND QUARTER	KHSAA Corporate Partner Announcements and Promotions (PA and Video) per schedule
		2ND QUARTER MEDIA TIME-OUT (NORMALLY, 3:00 REMAIN IN Q)	KHSAA Corporate Partner Announcements and Promotions (PA and Video) per schedule
		HALFTIME	
		Clock set for 15 minute half. Start clock when KAPOS competing squad is ready to enter floor.	KAPOS Cheerleading Competition KHSAA Corporate Partner Announcements and Promotions (PA and Video) per schedule
		3RD QUARTER MEDIA TIME OUT (NORMALLY, 3:00 REMAIN IN Q)	KHSAA Corporate Partner Announcements and Promotions (PA and Video) per schedule
		BREAK BETWEEN 3RD AND 4TH QUARTER	KHSAA Corporate Partner Announcements and Promotions (PA and Video) per schedule
		4TH QUARTER MEDIA TIME-OUT (NORMALLY, 3:00 REMAIN IN Q)	Ticket Sales Reminder, Pep Sales at outside booths for winner of this game (PA and Video) KHSAA Corporate Partner Announcements and Promotions (PA and Video) per schedule
		END OF GAME	Ticket Sales Reminder, Pep Sales at outside booth for winner of this game (PA and Video) KHSAA Corporate Partner Announcements and Promotions (PA and Video) per schedule




2003 BOYS STATE BASKETBALL TOURNAMENT
Tentative Event Schedule and Timetable (all times EST)
Thursday Afternoon, March 20, 2003- Game Five

Game 5		Region 6 vs. Region 11	
TIME OF DAY	GAME CLOCK	PRE-GAME	NOTES
11:00:00		Doors Open for Fans	
11:34:00	25:00	Start Game Clock, teams may enter	
11:50:45	8:15	Buzz Horn for teams to go to locker rooms If floor is not clear	
11:51:00	8:00	Place microphones Singer in place Introduction of Guard and singer(s) prior to entry Singing of National Anthem	
11:55	04:00	Hold / Start Clock with 4 minutes Teams may return to floor when clear	
11:58:45	00:15	Horn buzz teams to benches	
11:59:00		Starting line-ups introduced, Visitors then Home, Alternating one player from each team. Players go to center circle until next opponent is introduced, shake hands, and return to free throw circle for huddle.	
12:00 p.m		Tip-off of 2003 Boys State Tournament, Game Five	
		1ST QUARTER MEDIA TIME OUT (NORMALLY 3:00 REMAIN IN Q)	KHSAA Corporate Partner Announcements and Promotions (PA and Video) per schedule Officials Awards Banquet Announcement (PA and Video) A.D. Meeting Notice (PA only)
		BREAK BETWEEN 1ST AND 2ND QUARTER	KHSAA Corporate Partner Announcements and Promotions (PA and Video) per schedule
		2ND QUARTER MEDIA TIME-OUT (NORMALLY, 3:00 REMAIN IN Q)	KHSAA Corporate Partner Announcements and Promotions (PA and Video) per schedule
		HALFTIME	
		Clock set for 15 minute half. Start clock when KAPOs competing squad is ready to enter floor.	KAPOS Cheerleading Competition KHSAA Corporate Partner Announcements and Promotions (PA and Video) per schedule
		3RD QUARTER MEDIA TIME OUT (NORMALLY, 3:00 REMAIN IN Q)	KHSAA Corporate Partner Announcements and Promotions (PA and Video) per schedule
		BREAK BETWEEN 3RD AND 4TH QUARTER	KHSAA Corporate Partner Announcements and Promotions (PA and Video) per schedule
		4TH QUARTER MEDIA TIME-OUT (NORMALLY, 3:00 REMAIN IN Q)	Ticket Sales Reminder, Pep Sales on Concourse for winner of this game (PA and Video) KHSAA Corporate Partner Announcements and Promotions (PA and Video) per schedule
		END OF GAME	Ticket Sales Reminder, Pep Sales on Concourse for winner of this game (PA and Video) KHSAA Corporate Partner Announcements and Promotions (PA and Video) per schedule




2003 BOYS STATE BASKETBALL TOURNAMENT
Tentative Event Schedule and Timetable (all times EST)
Thursday Afternoon, March 20, 2003- Game Six

Game 6		Region 1 vs. Region 4	NOTES
TIME OF DAY	GAME CLOCK	PRE-GAME	
	25:00	Start Game Clock, teams may enter as soon as floor is clear	
	00:15	Horn buzz teams to benches	
	00:00	Starting line-ups introduced, Visitors then Home, Alternating one player from each team. Players go to center circle until next opponent is introduced, shake hands, and return to free throw circle for huddle.	
		Tip-off of 2003 Boys State Tournament, Game Six	
		1ST QUARTER MEDIA TIME OUT (NORMALLY 3:00 REMAIN IN Q)	KHSAA Corporate Partner Announcements and Promotions (PA and Video) per schedule Officials Awards Banquet Announcement (PA and Video) A.D. Meeting Notice (PA only)
		BREAK BETWEEN 1ST AND 2ND QUARTER	KHSAA Corporate Partner Announcements and Promotions (PA and Video) per schedule
		2ND QUARTER MEDIA TIME-OUT (NORMALLY, 3:00 REMAIN IN Q)	KHSAA Corporate Partner Announcements and Promotions (PA and Video) per schedule
		HALFTIME	
		Clock set for 15 minute half. Start clock when KAPOS competing squad is ready to enter floor.	KAPOS Cheerleading Competition KHSAA Corporate Partner Announcements and Promotions (PA and Video) per schedule
		3RD QUARTER MEDIA TIME OUT (NORMALLY, 3:00 REMAIN IN Q)	KHSAA Corporate Partner Announcements and Promotions (PA and Video) per schedule
		BREAK BETWEEN 3RD AND 4TH QUARTER	KHSAA Corporate Partner Announcements and Promotions (PA and Video) per schedule
		4TH QUARTER MEDIA TIME-OUT (NORMALLY, 3:00 REMAIN IN Q)	Ticket Sales Reminder, Pep Sales at outside booths for winner of this game (PA and Video) KHSAA Corporate Partner Announcements and Promotions (PA and Video) per schedule
		END OF GAME	Ticket Sales Reminder, Pep Sales at outside booth for winner of this game (PA and Video) KHSAA Corporate Partner Announcements and Promotions (PA and Video) per schedule




2003 BOYS STATE BASKETBALL TOURNAMENT
Tentative Event Schedule and Timetable (all times EST)
Thursday Night, March 20, 2003- Game Seven

Game 7		Region 12 vs. Region 16	
TIME OF DAY	GAME CLOCK	PRE-GAME	NOTES
5:30:00		Doors Open for Fans	
6:04:00	25:00	Start Game Clock, teams may enter	
6:20:45	8:15	Buzz Horn for teams to go to locker rooms if floor is not clear	
6:21:00	8:00	Place microphones Singer in place Introduction of Guard and singer(s) prior to entry Singing of National Anthem	
6:25	04:00	Hold / Start Clock with 4 minutes Teams may return to floor when clear	
6:28:45	00:15	Horn buzz teams to benches	
6:29:00		Starting line-ups introduced, Visitors then Home, Alternating one player from each team. Players go to center circle until next opponent is introduced, shake hands, and return to free throw circle for huddle.	
6:30 p.m		Tip-off of 2003 Boys State Tournament, Game Seven	
		1ST QUARTER MEDIA TIME OUT (NORMALLY 3:00 REMAIN IN Q)	KHSAA Corporate Partner Announcements and Promotions (PA and Video) per schedule Officials Awards Banquet Announcement (PA and Video) A.D. Meeting Notice (PA only)
		BREAK BETWEEN 1ST AND 2ND QUARTER	KHSAA Corporate Partner Announcements and Promotions (PA and Video) per schedule
		2ND QUARTER MEDIA TIME-OUT (NORMALLY, 3:00 REMAIN IN Q)	KHSAA Corporate Partner Announcements and Promotions (PA and Video) per schedule
		HALFTIME	
		Clock set for 15 minute half. Start clock when KAPOS competing squad is ready to enter floor.	KAPOS Cheerleading Competition KHSAA Corporate Partner Announcements and Promotions (PA and Video) per schedule
		3RD QUARTER MEDIA TIME OUT (NORMALLY, 3:00 REMAIN IN Q)	KHSAA Corporate Partner Announcements and Promotions (PA and Video) per schedule
		BREAK BETWEEN 3RD AND 4TH QUARTER	KHSAA Corporate Partner Announcements and Promotions (PA and Video) per schedule
		4TH QUARTER MEDIA TIME-OUT (NORMALLY, 3:00 REMAIN IN Q)	Ticket Sales Reminder, Pep Sales on Concourse for winner of this game (PA and Video) KHSAA Corporate Partner Announcements and Promotions (PA and Video) per schedule
		END OF GAME	Ticket Sales Reminder, Pep Sales on Concourse for winner of this game (PA and Video) KHSAA Corporate Partner Announcements and Promotions (PA and Video) per schedule



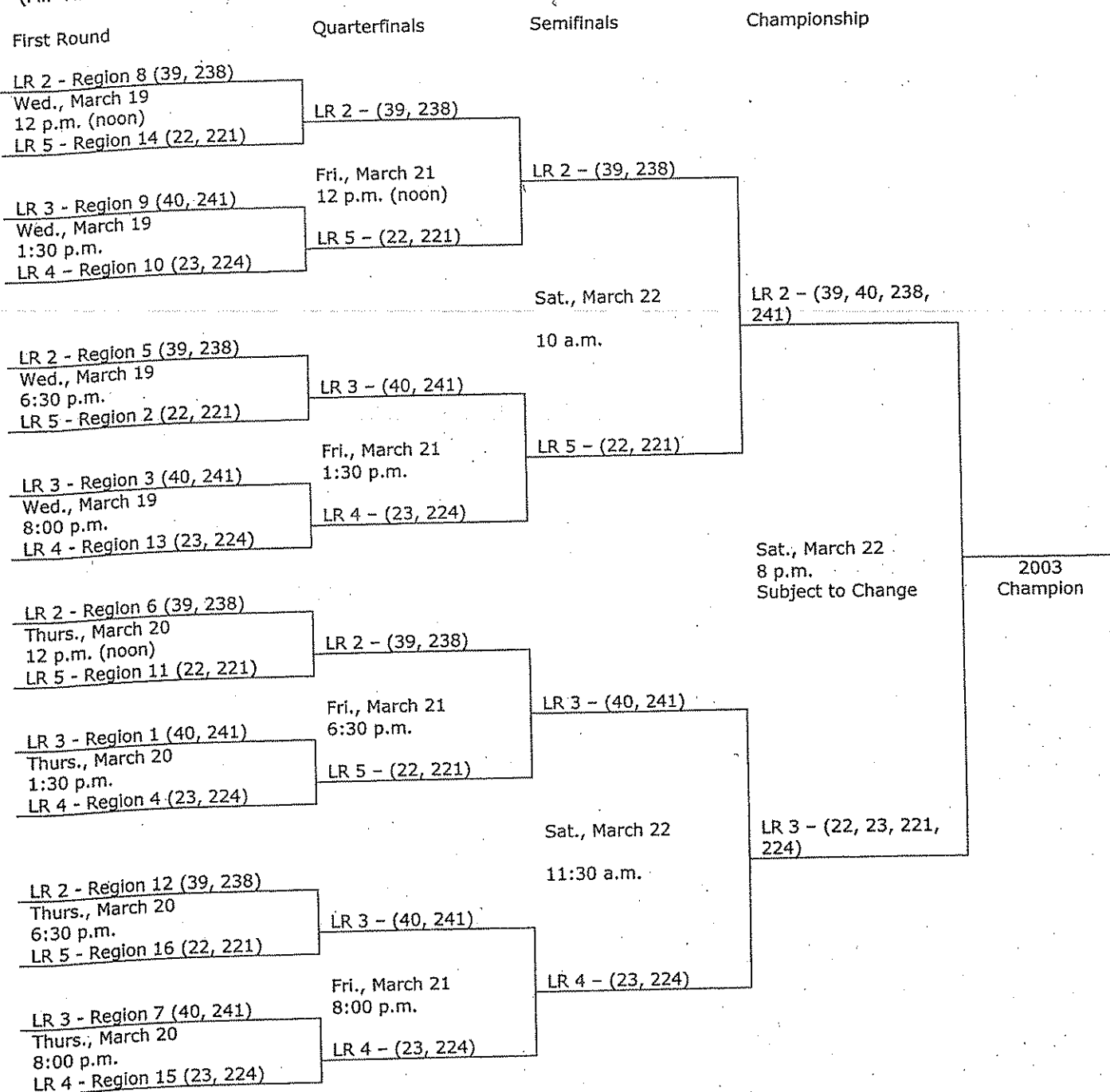
2003 BOYS STATE BASKETBALL TOURNAMENT
Tentative Event Schedule and Timetable (all times EST)
Thursday Night, March 20, 2003- Game Eight

Game 8		Region 7 vs. Region 15	
TIME OF DAY	GAME CLOCK	PRE-GAME	NOTES
	25:00	Start Game Clock, teams may enter as soon as floor is clear	
	00:15	Horn buzz teams to benches	
	00:00	Starting line-ups introduced, Visitors then Home, Alternating one player from each team. Players go to center circle until next opponent is introduced, shake hands, and return to free throw circle for huddle.	
		Tip-off of 2003 Boys State Tournament, Game Eight	
		1ST QUARTER MEDIA TIME OUT (NORMALLY 3:00 REMAIN IN Q)	KHSAA Corporate Partner Announcements and Promotions (PA and Video) per schedule Officials Awards Banquet Announcement (PA and Video) A.D. Meeting Notice (PA only)
		BREAK BETWEEN 1ST AND 2ND QUARTER	KHSAA Corporate Partner Announcements and Promotions (PA and Video) per schedule
		2ND QUARTER MEDIA TIME-OUT (NORMALLY, 3:00 REMAIN IN Q)	KHSAA Corporate Partner Announcements and Promotions (PA and Video) per schedule
		HALFTIME	
		Clock set for 15 minute half. Start clock when KAPOs competing squad is ready to enter floor.	KAPOs Cheerleading Competition KHSAA Corporate Partner Announcements and Promotions (PA and Video) per schedule
		3RD QUARTER MEDIA TIME OUT (NORMALLY, 3:00 REMAIN IN Q)	KHSAA Corporate Partner Announcements and Promotions (PA and Video) per schedule
		BREAK BETWEEN 3RD AND 4TH QUARTER	KHSAA Corporate Partner Announcements and Promotions (PA and Video) per schedule
		4TH QUARTER MEDIA TIME-OUT (NORMALLY, 3:00 REMAIN IN Q)	Ticket Sales Reminder, Pep Sales at outside booths for winner of this game (PA and Video) KHSAA Corporate Partner Announcements and Promotions (PA and Video) per schedule
		END OF GAME	Ticket Sales Reminder, Pep Sales at outside booth for winner of this game (PA and Video) KHSAA Corporate Partner Announcements and Promotions (PA and Video) per schedule



**Boys' State Basketball Tournament, Ticket and Locker Room
Assignments and Pairings
Rupp Arena, Lexington
March 19-22, 2003**

(All-Times Eastern - Top Team In Bracket Will Be The Home Team)



RUPP ARENA SEATING DIAGRAM

